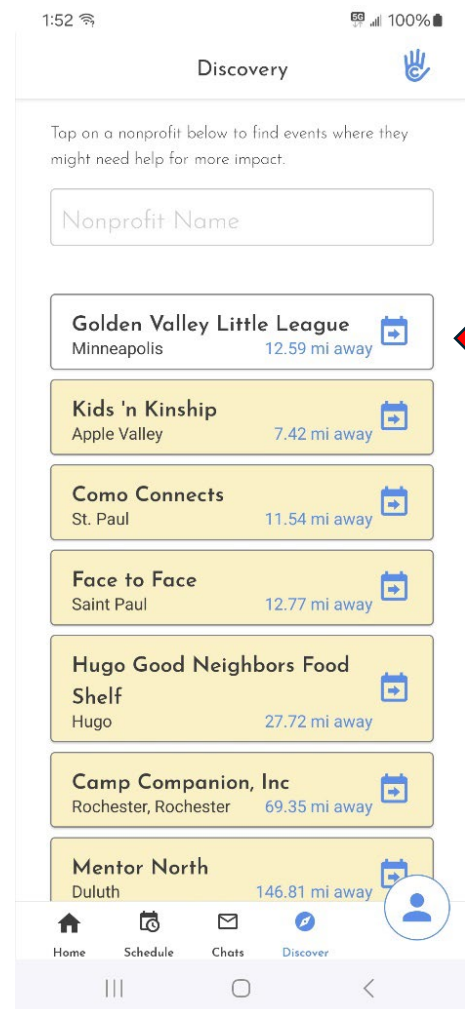
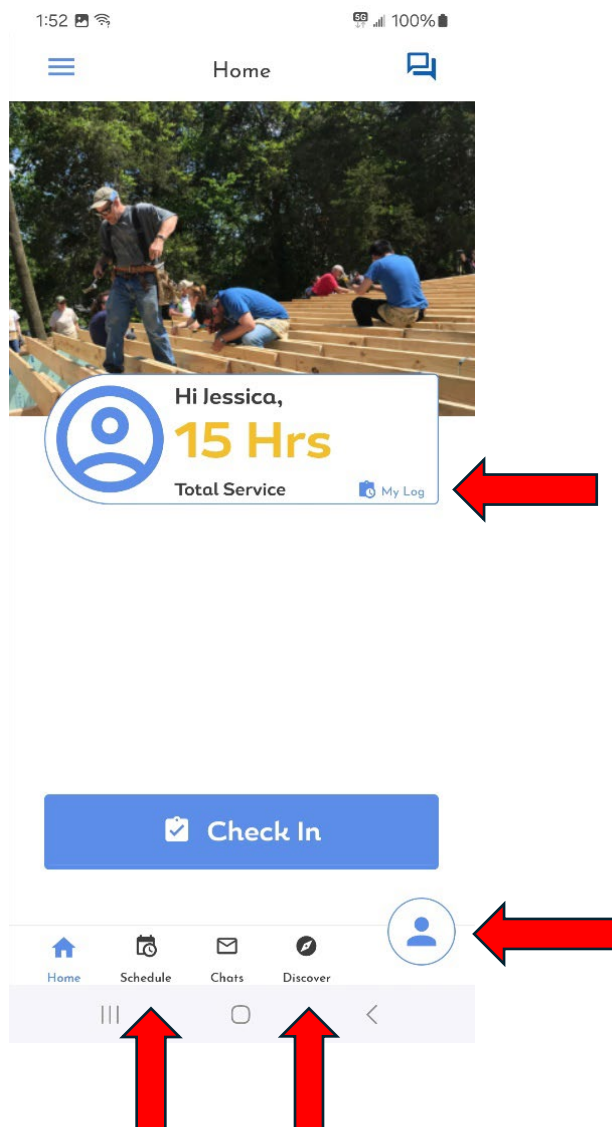

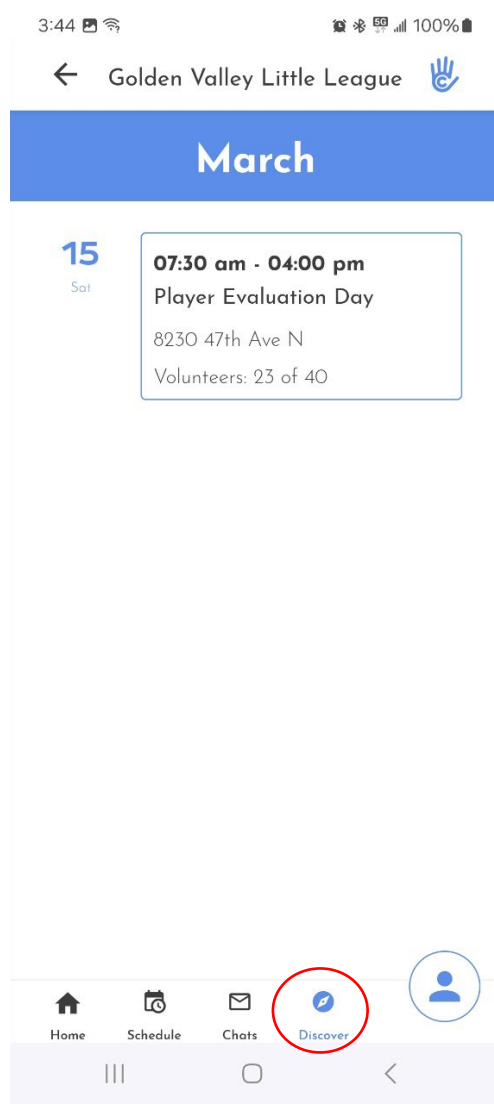


- 1) Create a new Civic Champs account for GVLL at this link:
<https://welcome.civicchamps.com/apply/golden-valley-little-league/13166>
- 2) Download the free Civic Champs app onto your mobile device
- 3) Log into Civic Champs on your mobile app
- 4) When you log in, you will see a screen showing you how many hours you have logged, as well as a **“Check In”** button that can be used when arriving for volunteer shifts, to confirm you arrived for your scheduled shift. You can also tap **“My Log”** to see your history. Tapping the **“Home”** button on the bottom of the screen will bring you back to this page.
- 5) Tapping the **“Schedule”** button will show you shifts you have signed up for
- 6) Tapping the **“Discover”** button will show you a list of nonprofits that are linked to Civic Champs. GVLL should show up at the top of this list. Tap GVLL to bring you to a listing of available volunteer shifts with GVLL
- 7) Tap the **Person** icon in the lower right corner to go into your settings and verify your communication preferences.





Tapping “Schedule” will show you events you are already signed up for.



Tapping “Discover” will show you available shifts you can sign up for.