

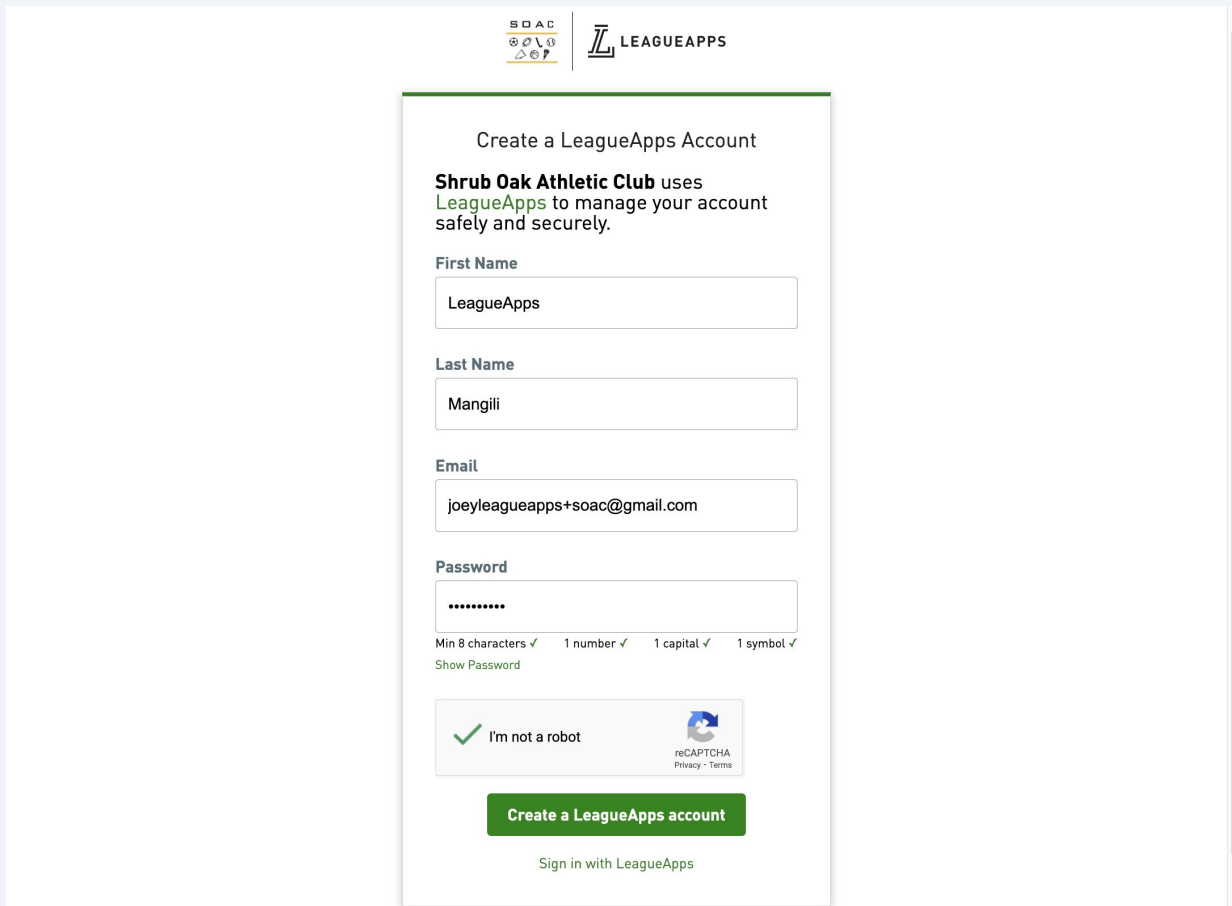
How to Get Started With LeagueApps

This guide provides a walkthrough for securely accessing your LeagueApps portal to link and connect your accounts. Follow these steps to efficiently manage your profile settings and ensure your accounts are properly synced.

1

If you are new to LeagueApps and need to establish a password navigate to <https://accounts.leagueapps.com/join?siteId=56251> where you will be prompted to "Create a LeagueApps Account". If you have a LeagueApps Login skip to **Step 4**.

- Provide your first and last name, the email that was associated with your SportsConnect account and establish a new password.
- Click "Create a LeagueApps Account"



The screenshot shows the "Create a LeagueApps Account" form. At the top, there are logos for "SOAC" and "LEAGUEAPPS". The form title is "Create a LeagueApps Account". Below the title, it says "Shrub Oak Athletic Club uses LeagueApps to manage your account safely and securely." The form contains the following fields:

- First Name:** LeagueApps
- Last Name:** Mangili
- Email:** joyleagueapps+soac@gmail.com
- Password:** A masked password field with a strength indicator below it: "Min 8 characters ✓ 1 number ✓ 1 capital ✓ 1 symbol ✓". There is a "Show Password" link below the indicator.

At the bottom of the form, there is a reCAPTCHA widget with a green checkmark and the text "I'm not a robot". Below the reCAPTCHA is a green button labeled "Create a LeagueApps account" and a link that says "Sign in with LeagueApps".

2 Once you have successfully created your LeagueApps account click "Sign In".

If you attempted to create your LeagueApps Account and you are alerted that a LeagueApps account already exists with that email you can either follow the same sign in process outlined in this step or use the "Password Reset Link" presented in the alert.



Success!

Your account has been successfully created. Sign in by clicking the button below.

Sign In

3 Sign in using the email and password you just set up and click "Sign in with LeagueApps" and continue to **Step 6**

Sign In

Email

joyleagueApps+soac@gmail.com

Password

.....

Show password

Sign in with LeagueApps

Forgot password

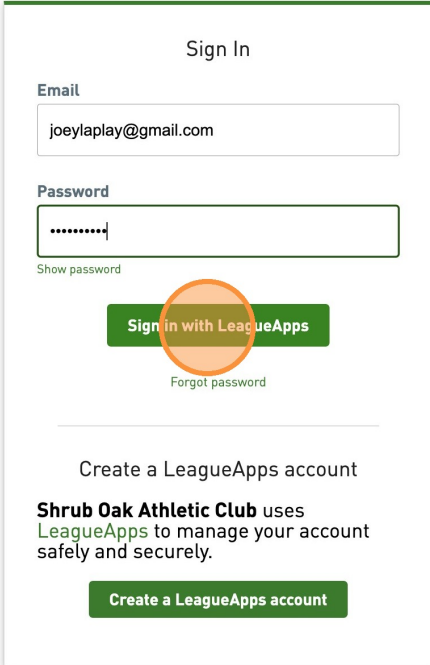
Create a LeagueApps account

Shrub Oak Athletic Club uses LeagueApps to manage your account safely and securely.

Create a LeagueApps account

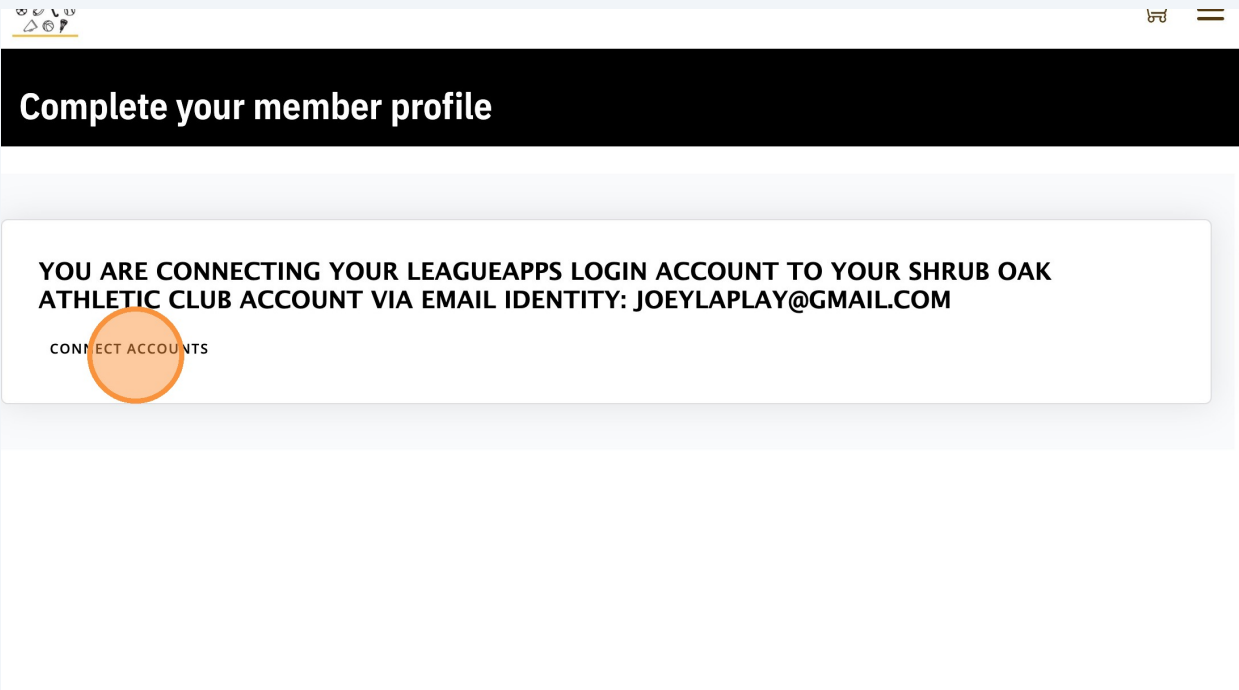
4

If you have a LeagueApps Account with a different sports organization navigate to https://accounts.leagueapps.com/login?client_id=1&siteId=56251 where you can sign in using your previously created email and password.



5

If the email you sign in with matches the email SOAC created your profile with you will be prompted to "CONNECT ACCOUNTS".



6

Final step! Navigate to the "My Family Account" page to ensure your account is properly connected to your family members.

<https://shruboakac.leagueapps.com/groupAccountDashboard>

- If you see your family members on the family account page you are all set and ready to start using LeagueApps.
- If your family members are not listed here please reach out to SOAC admin. Provide them with the email you created your LeagueApps login with and ask them to connect you to your family account.