

## CDC Concussion training – How to guide





Website: <https://www.cdc.gov/headsup/youthsports/training/index.html>

1. Scroll down the page to “Launch the training”
2. Select the Appropriate Position you have, if you are on the board and Coaching, pick the one closest to the players – Coaching.

### Launch the Training

The HEADS UP to Youth Sports: Online Training is available to **coaches, parents, sports officials, athletic trainers, and other individuals** interested in learning about concussion safety.

Click one of the following links to access the best course for you:

- For Coaches: Click [HERE](#)  to launch the course
- For Parents: Click [HERE](#)  to launch the course
- For Sports Officials and Athletic Trainers: Click [HERE](#)  to launch the course
- If you are NOT a Coach, Parent, Sports Official or Athletic Trainer: Click [HERE](#)  to launch the course

3. You will click CONTINUE on the disclaimer to move to another site.

Exit Notification/Disclaimer Policy

4. CREATE your account in the red header

## HEADS UP to Youth Sports: Online Training for Coaches

[← Back](#)

To access this content, you first need to [create an account](#). If you already have an account, [please login](#).



### Create Account

Create Login Name

Create a Password

Confirm Password

I agree to all [TRAIN policies](#)

Next Step

5. Click OTHER for community of Practice

CDC TRAIN requires more detailed group selection.  
Please refine your selections below

Location / CDC

(Click any level to return to it)

#### Select a Community of Practice

Group search

6. Confirm and Select Other public Health Interests for Community of Practice - CONTINUE

#### Select a Community of Practice

[Other Public Health Interests](#)

Continue

7. Confirm and continue again

# CDC TRAIN

National/CDC

↓ Other/Other Public Health Interests



Continue

Back

8. Select your metro region Kansas Metro, County: Leavenworth, Volunteer/Non-Profit



## Kansas Required Group Selection

Kansas TRAIN requires more detailed group selection. Please refine your selections below

[Location](#) / [Kansas](#) / [Metro - Kansas](#)  
/ [Leavenworth](#) / [Volunteer / Nonprofit](#)

(Click any level to return to it)

Please review the group selections above for accuracy and make changes as necessary.

✓ Confirm these selections

Back

### 9. Select Non-State Agency

#### Select a Agency Personnel

[Non-State Agency Personnel](#)

[State Agency Personnel](#)

### 10. Select Non-health Agency

#### Select a Local Health Department

[Non-Local Health Department Personnel](#)

[ONLY - Local Health Department Personnel](#)

11. Continue through 3 confirmation screens, including skipping FEMA Student ID number, past Professional License and “FINISH CREATING ACCOUNT”
12. You are now returned to the Coach Training homepage and can select Pre-Assessment

## HEADS UP to Youth Sports: Online Training for Coaches

← Back
🔗 Pre-Assessment
🔖 Save For Later

13. You will be told you are missing things in your profile. Click on anything with red mark and fill them in.

<b>Contact</b>	!
Address	!
Organization	!
Professional License Number	
Professional Role	!
Work Settings	!

14. For Organization put Leavenworth Soccer Organization, Unit is Leavenworth United Soccer Club or Recreation, Bureau Section can be your Age bracket, Title can be Coach/Team Manager/Board Member.

**Organization** (Fields marked below are required)

---

<p><b>Organization Name</b></p> <input style="width: 95%; border: 1px solid #ccc; border-bottom: 2px solid #c00000;" type="text" value="Leavenworth Soccer Assc"/>	<p><b>Department / Division</b></p> <input style="width: 95%; border: 1px solid #ccc; border-bottom: 2px solid #c00000;" type="text" value="Leavenworth United Socc"/>
	<p><b>Bureau / Section</b></p> <input style="width: 95%; border: 1px solid #ccc;" type="text" value="U19"/>
	<p><b>Title</b></p> <input style="width: 95%; border: 1px solid #ccc; border-bottom: 2px solid #c00000;" type="text" value="Team Manager"/>

15. For Professional Role – select Volunteer & OTHER and type: Youth Soccer Program volunteer

**Other (specify)** \_\_\_\_\_  
Youth Soccer Program Volunteer

16. For Work Settings select: Non-Profit Organization & Other, type: Leavenworth Soccer Association

**Non-Profit Organization (except Healthcare)**

**Private Industry (except Healthcare)**

**Other (specify)**  
Leavenworth Soccer Association

17. Save at the top right

18. Close at the top left

19. FINALLY, you are ready to click the Preassessment and take the Preassessment

20. Answer the 35-question pre-assessment, you will get score at end.

21. Once at the end, return to main screen and LAUNCH training

## HEADS UP to Youth Sports: Online Training for Coaches

< Back

✕ Withdraw

> Launch

22. After the assessment if you don't see a way out, click on top of screen, or over some of the word on the right to close the tab and return to the home page.

23. Save your certificate – email to appropriate director

- a. [LSAsoccer@yahoo.com](mailto:LSAsoccer@yahoo.com)
- b. [LUSCDirector@gmail.com](mailto:LUSCDirector@gmail.com)