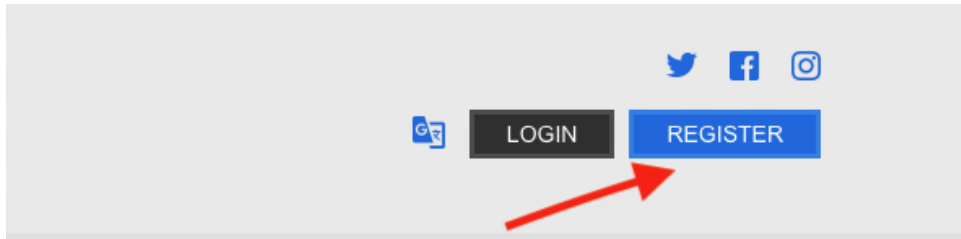


[Sport Connect Support - Club Product](#) > [Registration](#) > [Registration 2.0](#)

## Registration 2.0 - Parent Guide

### Logging In/Creating an Account:

Click the **Register** button in the top right-hand corner of the portal to create an account. If you already have an account, Login and [click here](#) to skip to the player registration steps.



Add the appropriate information, then click "Create Account".



Email Address



Create Username



Password



Confirm Password




Create Account

Already have an account? [Login here!](#)


By clicking Create Account you agree to the Sports Connect [Terms of Service](#), [Privacy Policy](#), [License Agreement](#) and [Children's Privacy Policy](#).

If your username/password combination is accepted, you'll see the screen below. Select the image on the right to register/volunteer yourself, or select the image on the left to register a participant for a program.



**Register My Players**

Select this option if you are a parent/guardian registering your kids.



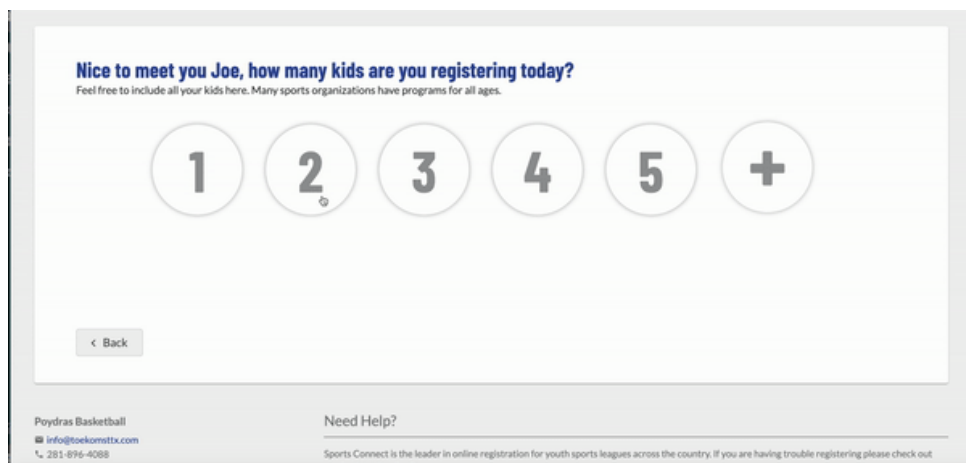
**Register Myself / Volunteer**

Select this option to volunteer yourself. If your organization offers adult registration and you're signing yourself up as a player, select this option.

Fill out the [Account Holder Information](#) section. If you wish to add an Additional Parent/Guardian, enter their information and click Invite Account User & Continue. If not, leave the area blank and click Continue. Now that your account has been created, continue to Registering Players or skip to [Register Myself](#).

## Registering Players

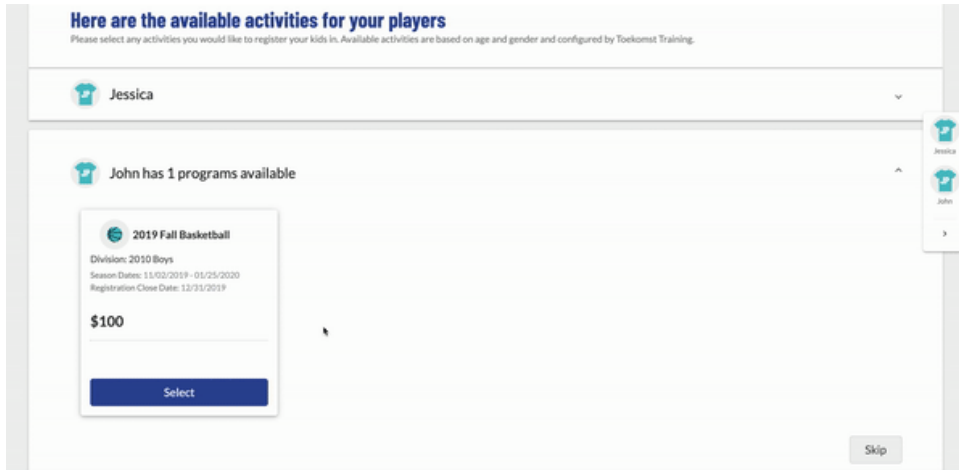
If this is your first time registering a player, you'll see the image below.



- Select the appropriate number of players, then begin filling out their registration information
- Please be sure to select the appropriate Date of Birth and Gender fields - these are the parameters that decide which programs/divisions are available for registration

- Fields marked with an asterisk are required and can not be bypassed

After entering Player Information, select the appropriate available activity:



- Players are eligible for Programs/Divisions based on the settings configured by your league. If you aren't seeing the appropriate Program/Division, please check your player's Gender/Date Of Birth, then reach out to your league directly for more assistance.
- Use the View Description link for more information about the available Programs.
- After selecting a Program/Division, fill out the rest of the questions required by your organization and continue to the next step

## Signup for a Team Staff Position

This step allows you to sign yourself or another adult up as a volunteer.

**Looking to get involved? Here are some opportunities.**  
You can sign up yourself or a family member.

**2019 Fall Basketball**  
2010 Boys (John is registered here)


<p><b>Team Photographer</b></p> <p>Team Photographer</p> <p>Select</p>	<p><b>Head Coach</b></p> <p>Head Coach</p> <p>Select</p>	<p><b>Assistant Coach</b></p> <p>Assistant Coach</p> <p>Select</p>	<p><b>Team Manager</b></p> <p>Team Manager</p> <p>Select</p>
--	--	--	--

< Back Show All Available Opportunities Skip >

- The Program/Division your players are registering for will appear first; use the Show All Available Opportunities button to see other available positions
- After selecting a position - either select yourself or sign up another user for the role, then complete the appropriate registration questions
- If you select another user - the software will email the user a link to create an account to complete the registration process
- If you are only completing a Volunteer/Team Staff registration, your order is complete! If you've reached this step after registering a player, please continue to the Order Summary page.

## Finally, review your Order Summary and Submit your Order

**Here is your order summary.**  
Let's review your order and payment options before checking out. For your security, if you are inactive on this page for 20 minutes you'll automatically be logged out and will have to log back in to complete your order.

 **James**

2020 Spring Basketball - 2007 Boys Show Breakdown \$105.00 Pay in Full

Total Due:	\$105.00
Total Due Today:	\$105.00

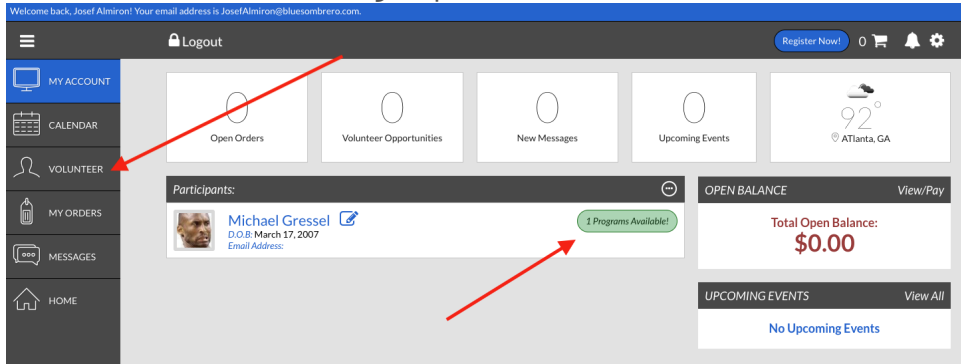
< Back Continue

- Credit Card charges will appear on your statement will appear as "Blue Sombrero Sport Reg"
- All fees/discounts are configured by your league's administrator; please reach out to them directly if there

are any discrepancies. Your league administrator is also responsible for all refund inquiries

## Existing User Instructions:

After logging in, click the Available Programs button next to the appropriate player to register a player, or click the Volunteer tab to sign up as Team Staff.



AC S. - Yesterday at 01:32

Was this article helpful?



0 out of 0 found this helpful

Have more questions? [Submit a request](#)



HOME

GETTING STARTED

HELP GUIDES

COMMUNITY

Recently Viewed Articles

[Registration 2.0 - Admin Guide](#)

[Editing Reports \[+Video\]](#)

[Enrollment Details Report](#)

[Volunteer Details Report](#)

[Participant Report](#)

Copyright © 2019. All rights reserved.

[Sign in](#)

[SUBMIT A REQUEST](#)

[Terms of Use](#) | [Privacy Policy](#) | [License Agreement](#) | [Children's Privacy Policy](#) | [Sports Connect](#)