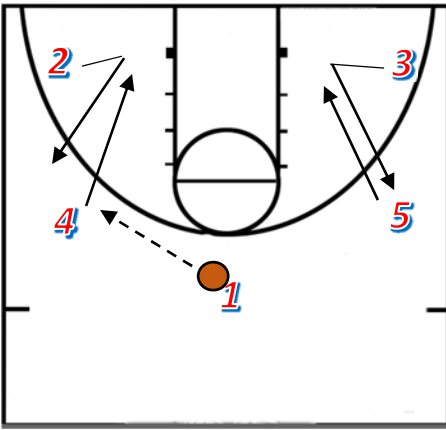
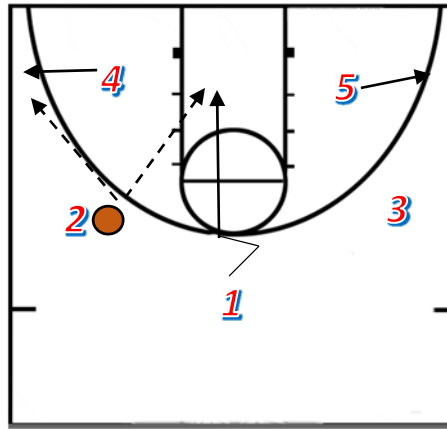


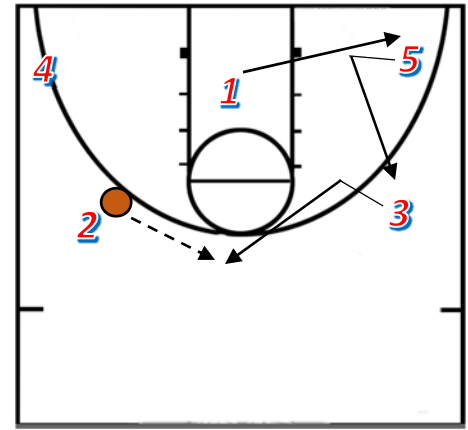
## TEAM OFFENSE: 5 OUT



Players 4 & 5 start with downscreen.  
Player 1 makes pass to first open, in this case player 2.  
Emphasize players going to their left, not only to the right side.

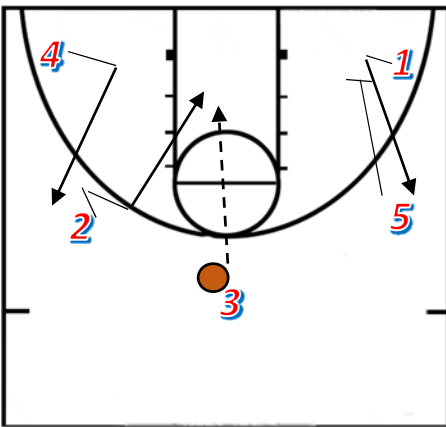


Player 1 jabs away from the pass, then makes a cut in front of the defender to the basket.  
Players 4 & 5 fill corner spots.  
Player 2 has his/her first two passing options.  
Remember to always look to score at the basket.

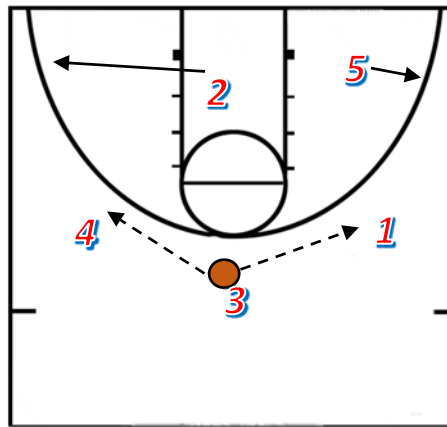


Player 3 replaces player 1 spot.  
Player 5 replaces player 3 spot.  
Player 1 replaces player 5 spot.  
Player 2 passes to player 3.  
Always look to score the ball by having the offensive player face the basket.

## TEAM OFFENSE: 5 OUT



Player 2 cuts to basket following pass to Player 3.  
Player 4 replaces Player 2.  
Player 3 can pass to players 2, 4, or 5.  
Player 5 can down screen to player 1 if covered.  
Every pass and cut is with a purpose to score.



The offense continues to pass and cut to the basket. The whole team looks to pass, shoot, drive, etc. to score the ball

### 5 Out

#### Benefits:

- Everyone gets involved, even distribution of the ball.
- Teaches constant movement and spreading the floor which is tough to defend
- Open lane for dribble penetration and backdoor cuts
- Forces all defenders to guard on the perimeter including post players

#### Drawbacks:

- Requires perimeter skills for a 5 players
- Requires 5 players who can pass, cut, and get open efficiently
-