




# PICTURES FOR A PLAYER OR COACH'S PASS

Pictures should be a passport style picute, referee must be able to identify the player or coach by their picture

<p><b>ACCEPTABLE PLAYER PASS PICTURES</b></p> 	<p><b>ACCEPTABLE COACH PASS PICTURES</b></p> 
<p><b>UNACCEPTABLE PLAYER PASS PICTURES</b></p>  <p>Pictures must be age appropriate, no picture of your child at 7 years old for a 19 year old team</p>	<p><b>UNACCEPTABLE COACH PASS PICTURES</b></p> 

When you register in the online registration system and upload a picture you will see that it says Manage Personal ID Image. You can adjust your photo so the picture is a true head shot. Then hit save and it will show you what the picture looks like, if it is not a clear head shot readjust the picture or upload a different image. Taking a head shot against a blank wall with your phone works best.