
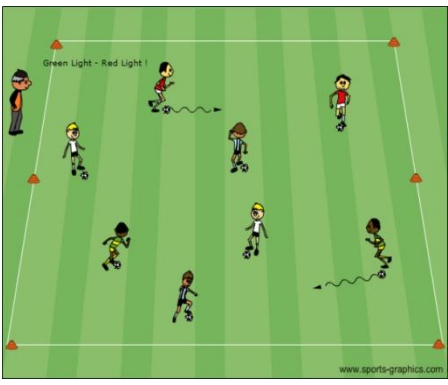

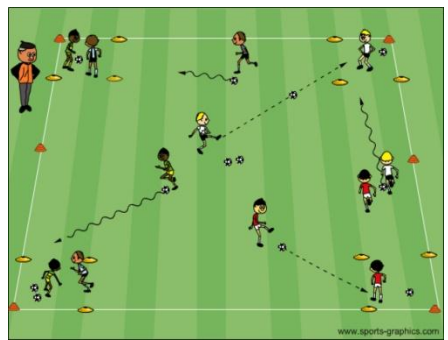


U6 - Lesson Plan - Week 4

Activity 1	Activity Description	Time
	<p>Paint the Field: All players will dribble their soccer ball in a 15x20 yard grid pretending that is a paintbrush and wherever it rolls it is painting the field. The players will try to paint as much of the area as possible in the time allotted.</p> <p>Variation 2: Ask the players to dribble their favorite foot and then dribble with your other foot.</p>	<p>6 minutes</p>
Activity 2	Activity Description	Time
	<p>Red Light/Green Light: All players are dribbling freely in a 15x20 yard grid. When the coach says “red light” the players must stop and put their foot on the ball. When the coach says “yellow light” the players must dribble slowly, and when the coach says “green light” the players must dribble fast</p> <p>Coach: Control the frequency of light changes.</p> <p>Variation 2: Add other light colors and actions (i.e.: “purple light” = hop back and forth over the ball, “orange light” = run around the ball, “black light” = dance, and “blue light” = hide behind the ball.</p>	<p>6 minutes</p>
Activity 3	Activity Description	Time
	<p>Sharks and Minnows: In a 15x20 yard grid have 3-4 players acting as the sharks. The minnows are in one end of the grid with their soccer balls. When the coach say “GO” the minnows try to dribble to the other end of the grid and the sharks are trying to kick the ball out. When the dribbler’s ball goes out, he/she becomes a shark. If the minnows reach the other end, they will wait for the coach’s command to play again. The game continues until all players turn into sharks.</p>	<p>6 minutes</p>
Activity 4	Activity Description	Time
	<p>Capture the Balls: Players should be divided into equal teams to play in a grid with each team’s home in the corners. Soccer balls are in the middle of the grid with all players starting inside their home bases. On the coach’s command, the players each get one ball. They try to dribble or pass it into their home base. Players can steal soccer balls from their opponent’s home bases.</p> <p>Coach: Call time and each team counts the balls they have collected.</p>	<p>6 minutes</p>
Scrimmage	Activity Description	Time
3v3 - Dual Field Scrimmage	Set up two fields of 15 x 20 yards with a 5yd space between them in order to keep the majority of your team playing.	25 minutes