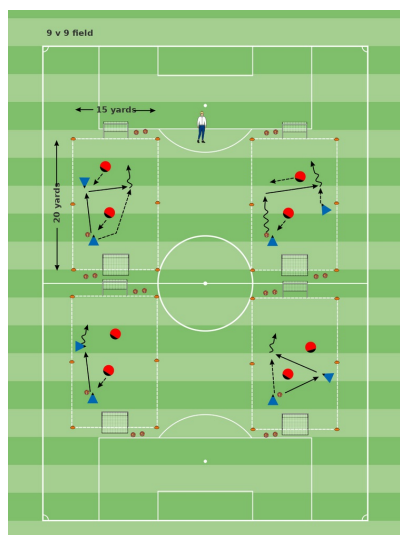


**9v9 Improve Building Up in Opponent's Half to Create Chances- (A)**  
**GOAL:** Improve building-up in opponent's half in order to create chances  
**PLAYER ACTIONS:** Support, 2v1/1v1, Change point  
**KEY QUALITIES:** Read game/make decisions, Initiative, Optimal technical

AGE: U11-U12 / 9v9 / 16 players  
 MOMENT:  
 DURATION: 90 min



**1ST PLAY PHASE: Intentional Free Play**

**OBJECTIVE:** To beat the defender(s) and score goals

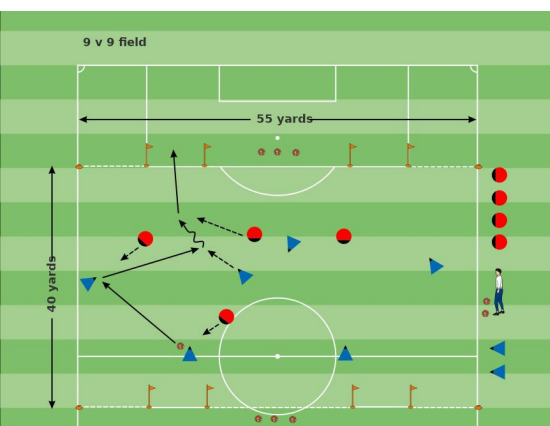
**ORGANIZATION:** Mark out four 20 x 15-yard fields, each with two mini goals. Players are divided into pairs and take turns playing 2 v 2. Free Play. Play for 30 minutes with two to three breaks. Rotate players/teams as needed according to the Five Elements.

**KEY WORDS:** Opening, move forward, pass, dribble

**GUIDED QUESTIONS:** 1) How can you beat the defender 1 v 1? 2) How should you do that? 3) How can you beat the defender 2 v 1?

**ANSWERS:** 1) Dribble past him/her. 2) Try a move or a fake to get the opponent to move in one direction, and then accelerate past the defender in another direction. 3) Force him/her to move.

**NOTES:** First break: Coach asks questions, players continue playing to discover answers. Second break: Players share answers with coach and each other. Refer to the Training Session Manual.



**PRACTICE (Core Activity): 6 v 4 on Two Goals Each**

**OBJECTIVE:** To beat defenders and score goals by creating 1 v 1s and 2 v 1s.

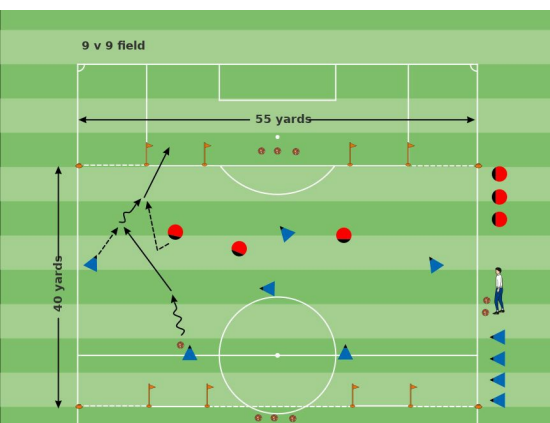
**ORGANIZATION:** Mark out a 40 x 50-yard field with two goals per team. Teams play 6 v 4. The attackers (Blue) must dribble or pass on the ground to score. The defenders can only score on ground balls. After a goal, Blue starts a new attack. Use kick-ins for restarts. Play for 30 minutes with two to three breaks. Rotate players every three minutes.

**KEY WORDS:** Take opponents on, support, switch it

**GUIDED QUESTIONS:** 1) Where is your best chance to score? 2) Why? 3) How can you help the ball carrier?

**ANSWERS:** 1) "Over there." 2) Because it's less crowded. 3) Try to get more attackers than defenders around the ball.

**NOTES:** Start here at the Core Activity after the First Play Phase. If it's too difficult, switch to the Less Challenging Activity. If it's too easy, switch to the More Challenging Activity. Spend a total of 30 minutes in the Practice Phase. Refer to the Training Session Manual.



**PRACTICE (Less Challenging): 6 v 3 on Two Goals Each**

**OBJECTIVE:** To beat defenders and score goals by creating 1 v 1s and 2 v 1s.

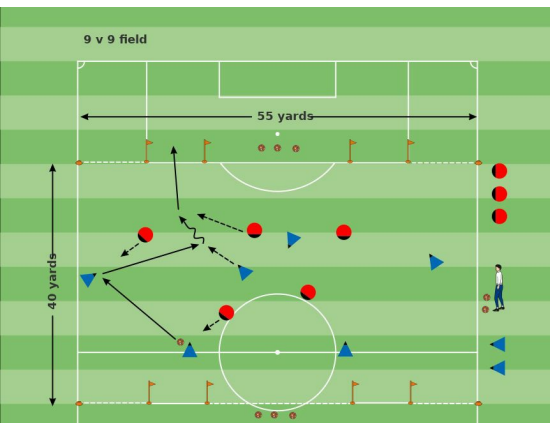
**ORGANIZATION:** Same as Core Activity, except teams play 6 v 3 and can only score on ground balls.

**KEY WORDS:** Take opponents on, support, switch it

**GUIDED QUESTIONS:** 1) Where is your best chance to score? 2) Why? 3) How can you help the ball carrier?

**ANSWERS:** 1) "Over there." 2) Because it's less crowded. 3) Try to get more attackers than defenders around the ball.

**NOTES:** Start with the Core Activity and decide whether the level of challenge is appropriate for the players. Switch to this Less Challenging activity if the Core Activity is too difficult. Spend a total of 30 minutes in the Practice Phase. Refer to the Training Session Manual.



### PRACTICE (More Challenging): 6 v 5 on Two Goals Each

OBJECTIVE: Same as Core Activity, except teams play 6 v 5.

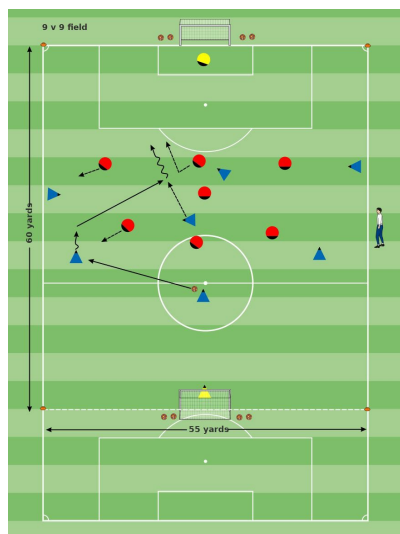
ORGANIZATION: Same as Core Activity, except teams play 6 v 5.

KEY WORDS: Take opponents on, support, switch it

GUIDED QUESTIONS: 1) Where is your best chance to score? 2) Why? 3) How can you help the ball carrier?

ANSWERS: 1) "Over there." 2) Because it's less crowded. 3) Try to get more attackers than defenders around the ball.

NOTES: Start with the Core Activity and decide whether the level of challenge is appropriate for the players. Switch to this More Challenging Activity if the Core Activity is too easy. Spend a total of 30 minutes in the Practice Phase. Refer to the Training Session Manual.



### 2ND PLAY PHASE: The Game

OBJECTIVE: To beat defenders and score goals by creating 1 v 1s and 2 v 1s.

ORGANIZATION: Teams play 8 v 8 on a 60 x 55-yard field. Each plays a 1-3-1-3 formation for 30 minutes including one "halftime" (5 minutes max) Play according to the Laws of the Game and the standards of play found in the U.S. Soccer Player Development Initiatives.

KEY WORDS: Take opponents on, support, switch it

GUIDED QUESTIONS: 1) How can you beat the defender 1 v 1? 2) How can you beat the defender 2 v 1? 3) Where is your best chance to score? 4) Why? 5) How can you help the ball carrier?

ANSWERS: 1) Get the defender off balance. 2) Force him/her to move. 3) "Over there." 4) Because it's less crowded. 5) Try to get more attackers than defenders around the ball.

NOTES:

### Five Elements of a Training Activity

1. **Organized:** Is the activity organized in the right way?
2. **Game-like:** Is the activity game-like?
3. **Repetition:** Is there repetition, when looking at the overall goal of the session?
4. **Challenging:** Are the players being challenged? (Is there the right balance between being successful and unsuccessful?)
5. **Coaching:** Is there effective coaching, based on the age and level of the player?

### Training Session Self-Reflection Questions

1. How did you do in achieving the goals of the training session?
2. What did you do well?
3. What could you do better?