

Three Umpire Mechanics

90-Foot Diamond

Use in conjunction with LLHQ text document available
in the *Field Mechanics Manual (90 Foot Diamond)*

List of Revisions

| Rev | Slide | Major Change(s) |
|-----|-------|--|
| 1 | 1.6 | CH PU to move into cutout |
| 1 | 2.3 | CH U1 to stay outside on rundowns |
| 1 | 2.4 | CH PU to move into cutout |
| 1 | 2.5 | CH PU to move into cutout |
| 1 | 2.6-7 | CH OF coverage for U1/U3, DEL text on “alt” coverage |
| 1 | 3.3 | CH OF coverage for U1/U3, DEL text on “alt” coverage |
| 1 | 3.5 | CH PU to move into cutout, n.b., still not a normal coverage |
| 1 | 7.3 | CH OF coverage for U1/U3 |
| 1 | 7.4 | CH PU to move into cutout |
| 1 | 11.8 | ADD OF coverage <i>note</i> for fly ball/line drive coverage to text; refer to 1.5 |

| | |
|---|----|
| 1.3 No Runners, U1 Goes Out..... | 2 |
| 1.4 No Runners, Ground Ball & Fly Ball in the Infield | 3 |
| 1.5 No Runners, Fly Ball, Line Drive & Base Hit to Outfield | 4 |
| 1.6 No Runners, Base Hit to Outfield | 5 |
| 1.7 No Runners, Fly Ball to Outfield, Neither Base Umpire Goes Out | 6 |
| 2.1 – 2.2 Runner on First Base Only, General Principles | 7 |
| 2.3 Runner on First Base Only, Pick-Off of Runner at First Base | 8 |
| 2.4 Runner on First Base Only, U1 Goes Out..... | 9 |
| 2.5 Runner on First Base Only, U1 Stays in on Base Hit to Outfield | 10 |
| 2.6 – 2.7 Runner on First Base Only, Outfield Catch/No Catch Responsibility | 11 |
| 3.1 – 3.2 Runner on First and Second, Less Than Two Outs, General Principles | 12 |
| 3.3 Runner on First and Second, Less Than Two Outs, Fly Ball & Line Drive Coverage..... | 13 |
| 3.4 Runner on First and Second, Less Than Two Outs, Base Coverage | 14 |
| 3.5 Runner on First and Second, Less Than Two Outs, U3 Goes Out on Fly Ball | 15 |
| 3.6 Runner on First and Second, Less Than Two Outs, U1 Goes Out | 16 |
| 3.7 Runner on First and Second, Less Than Two Outs, Bunting Situation | 17 |
| 4.1 – 4.2 Runner on First and Second, Two Outs, General Principles | 18 |
| 4.3 Runner on First and Second, Two Outs, Fly Ball & Line Drive Responsibility | 19 |
| 4.4 Runner on First and Second, Two Outs, Ball Hit Coverage | 20 |
| 5.1 – 5.2 Bases Loaded, Less Than Two Outs, General Principles | 21 |
| 5.3 Bases Loaded, Less Than Two Outs, Base Coverage, Ball Hit to Infield | 22 |
| 5.4 Bases Loaded, Less Than Two Outs, Catch/No Catch Responsibility in the Outfield | 23 |
| 5.5 - 5.6 Bases Loaded, Less Than Two Outs, Base Umpire Goes Out and Tag-Ups..... | 24 |
| 5.7 Bases Loaded, Less Than Two Outs, Base Hit | 25 |
| 6.1 – 6.2 Bases Loaded, Two Outs, General Principles | 26 |
| 6.3 Bases Loaded, Two Outs, Fly Ball & Line Drive Responsibility | 27 |
| 6.4 Bases Loaded, Two Outs, Base Coverage | 28 |
| 7.1 – 7.2 Runners on First and Third, Less Than Two Outs, General Principles | 29 |
| 7.3 Runners on First and Third, Less Than Two Outs, Fly Ball Responsibility | 30 |
| 7.4 Runners on First and Third, Less Than Two Outs, Base Hit | 31 |
| 7.5 Runners on First and Third, Less Than Two Outs, Fly Ball, R3 Tagging Up..... | 32 |
| 8.1 – 8.2 Runners on First and Third, Two Outs, General Principles | 33 |
| 8.3 Runners on First and Third, Two Outs, Base Coverage..... | 34 |
| 8.4 Runners on First and Third, Two Outs, Fly Ball & Line Drive Responsibility | 35 |
| 9.1 – 9.2 Runner on Second Base Only, General Principles | 36 |
| 9.3 Runner on Second Base Only, Ball Hit to Infield, Base Coverage | 37 |
| 9.4 Runner on Second Base Only, Fly Ball & Line Drive Coverage | 38 |
| 9.5 -9.6 Runner on Second Base Only, Base Umpire Goes Out | 39 |
| 10.1 – 10.2 Runners on Second and Third, General Principles..... | 40 |
| 10.3 Runners on Second and Third, Ball Hit to Infield, Base Coverage | 41 |
| 10.4. Runner on Second and Third, Fly Ball & Line Drive Responsibility | 42 |
| 10.5 -10.6 Runners on Second and Third, Base Umpire Goes Out | 43 |
| 11.1 – 11.2 Runner on Third Base Only, General Principles | 44 |
| 11.3 Runner on Third Base Only, Ball Hit to Infield..... | 45 |
| 11.4 Runner on Third Base Only, Fly Ball, R3 Tagging Up..... | 46 |
| 11.5 Runner on Third Base Only, Clean Base Hit | 47 |
| 11.6 Runner on Third Base Only, U3 Goes Out | 48 |
| 11.7 Runner on Third Base Only, U1 Goes Out | 49 |
| 11.8 Runner on Third Base Only, Outfield Coverage and Tag Up Responsibility..... | 50 |
| 12.1 Infield Line Drive Responsibilities, Base Umpires on the Foul Lines | 51 |
| 12.2 Infield Line Drive Responsibilities, First Base Umpire Inside | 52 |
| 12.3 Infield Line Drive Responsibilities, Third Base Umpire Inside | 53 |

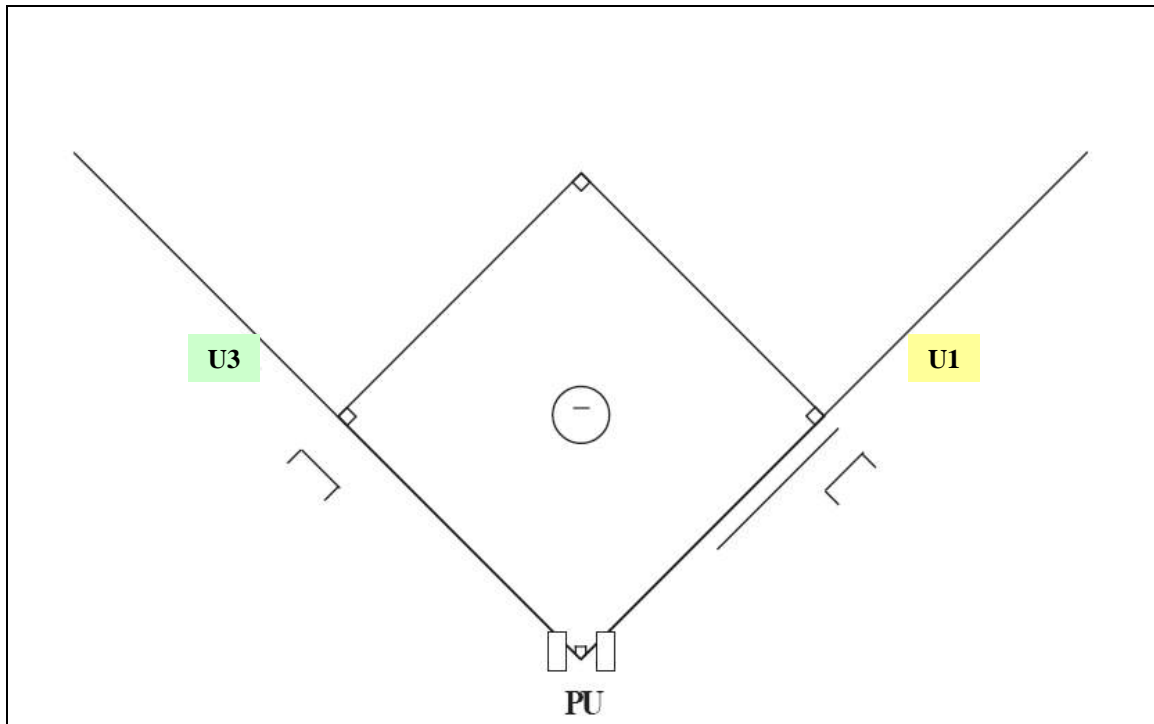


Figure 1

| 1.1-1.2 No Runners, General Principles | | |
|--|--|--|
| PU | U1 | U3 |
| | 10-12 feet behind the first baseman with both feet in foul territory | 10-12 feet behind the third baseman with both feet in foul territory |
| If U3 goes out, revert to a two-umpire system. When a base umpire goes out, stay out until play has ceased. | | |

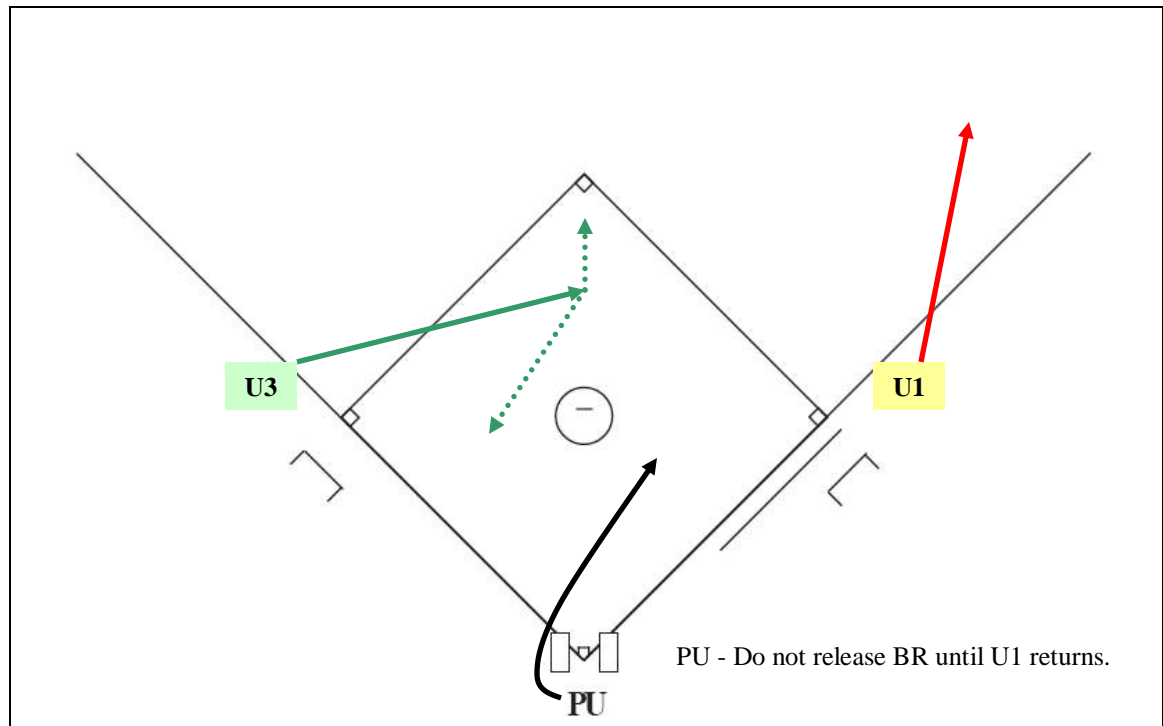


Figure 2

| 1.3 No Runners, U1 Goes Out | | |
|--|--|--|
| PU | U1 | U3 |
| <p>Move in fair territory toward 1st for all plays on BR.</p> <p><i>Does not release BR until U1 returns from the outfield.</i></p> <p><u>Responsible for:</u> BR touch of 1st, BR back into 1st, and BR at home.</p> | <p>Goes out on the TROUBLE ball.</p> <p>Signal PU when you take responsibility of BR, if he is now on 1st.</p> | <p>Move into center of working area for all plays at 2nd & 3rd on the BR.</p> <p><u>Responsible for:</u> BR to 2nd, BR back into 2nd, BR to 3rd, and BR back into 3rd.</p> |

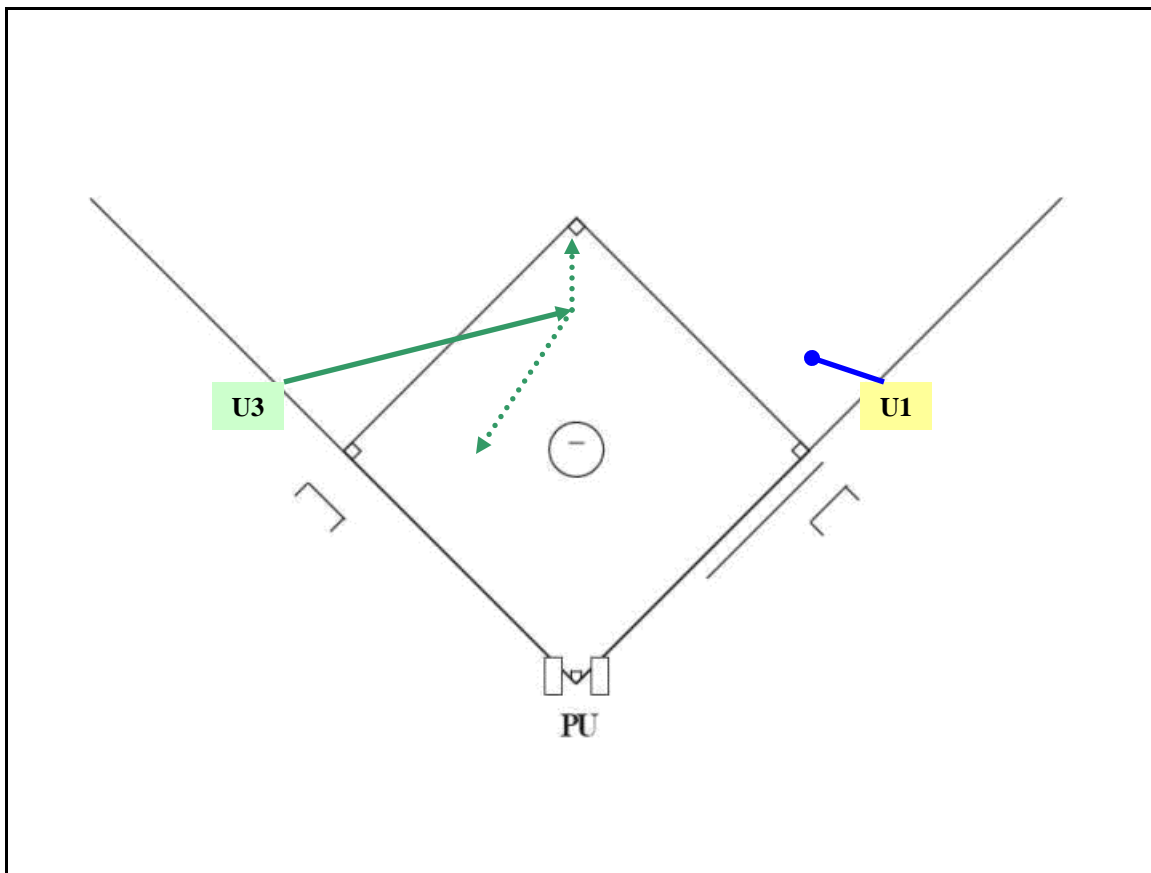


Figure 3

| 1.4 No Runners, Ground Ball & Fly Ball in the Infield | | |
|---|---|--|
| PU | U1 | U3 |
| Stay home. | Move to position to get angle/distance for play at 1 st . <u>Responsible for:</u> BR to 1st, and BR back into 1 st . | Move straight across to second base for all plays at 2 nd & 3 rd on the BR. <u>Responsible for:</u> BR to 2 nd , BR back into 2 nd , BR to 3 rd , and BR back into 3 rd . |

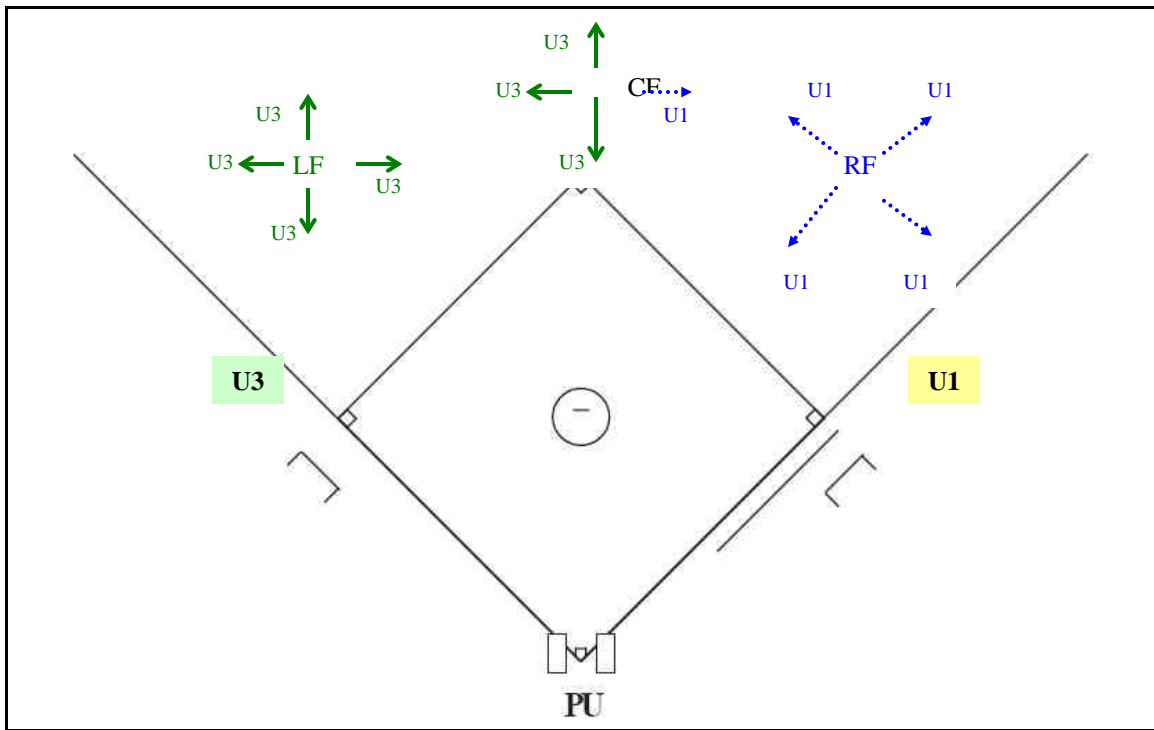


Figure 4

| 1.5 No Runners, Fly Ball, Line Drive & Base Hit to Outfield | | |
|---|---|---|
| PU | U1 | U3 |
| Stay home. | <p>Ball hit to LEFT side of outfield:</p> <p>Pivot into infield for plays at 1st on BR</p> <p><u>Responsible for:</u> BR to 1st, and BR back into 1st.</p> | <p>Non-TROUBLE ball.</p> <p>Move straight across infield toward 2nd for all plays at 2nd on the BR.</p> <p><u>Responsible for:</u> BR to 2nd, BR back into 2nd, BR to 3rd, and BR back into 3rd.</p> |
| | <p>Ball hit to RIGHT side of outfield:</p> <p>Drift toward 1st base to get angle/distance for possible play on BR returning to 1st.</p> <p><u>Responsible for:</u> BR to 1st, and BR back into 1st.</p> | <p>Remember: If U3 goes out, revert to a two-umpire system.</p> |

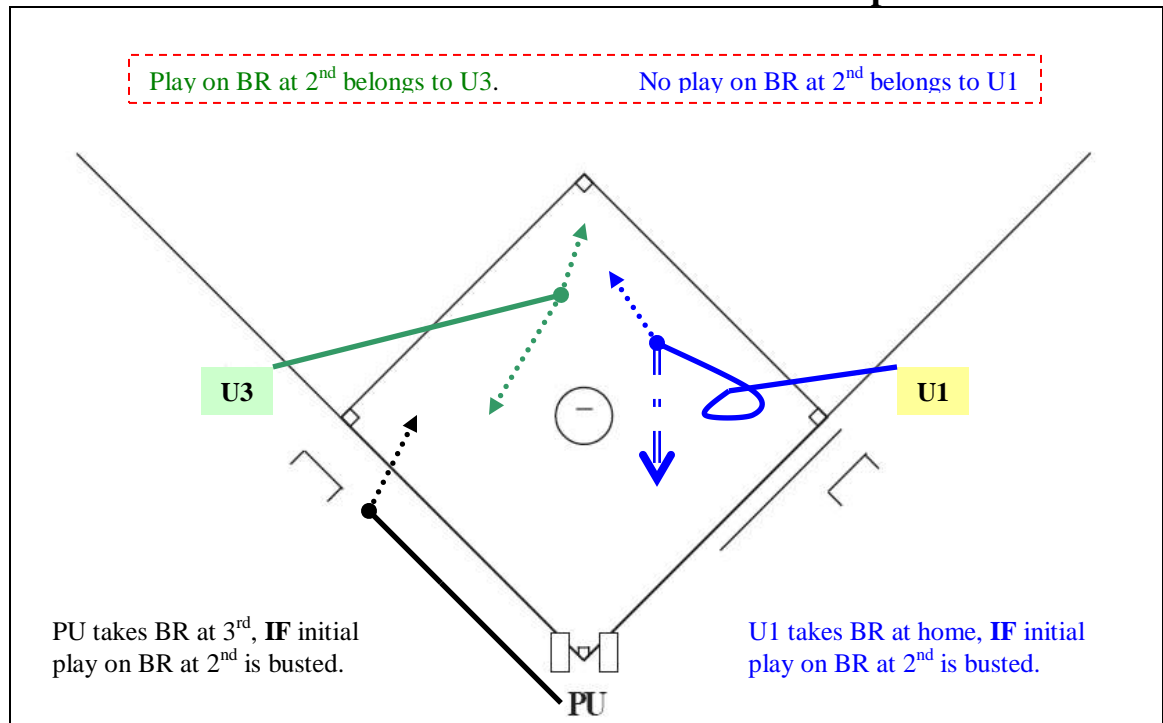


Figure 5

Rev 1

| 1.6 No Runners, Base Hit to Outfield | | |
|--|---|--|
| PU | U1 | U3 |
| <p>Move a few steps down the 3rd base line in foul territory in case the play on the BR at 2nd is busted, then cover 3rd base by moving into the cutout at 3rd.</p> | <p>How the outfielder handles the ball determines your movement.</p> | |
| | <p>Ball goes beyond or through the outfielder</p> | |
| | <p>Pivot in watching the BR at 1st and ready to take the BR into 2nd if there is no play at 2nd (stand up double).</p> | <p>Start toward 2nd, <u>watch ball/glance runner</u> and see that ball has gone beyond the outfielder, hold up and be ready to take BR to 3rd.</p> |
| | <p>Ball is bobbled, or in front of the outfielder, or a slow hit ball</p> <p>Watch BR touch of 1st; release BR to U3 (for play at 2nd).</p> <p>If play on BR at 2nd is busted, cover BR advance to home.</p> | <p>Continue toward 2nd for the play there.</p> |
| <p>Verbal and hand signals should be used to communicate amongst base umpires. N.B. Play on BR at 2nd belongs to U3. No play on BR at 2nd belongs to U1.</p> | | |

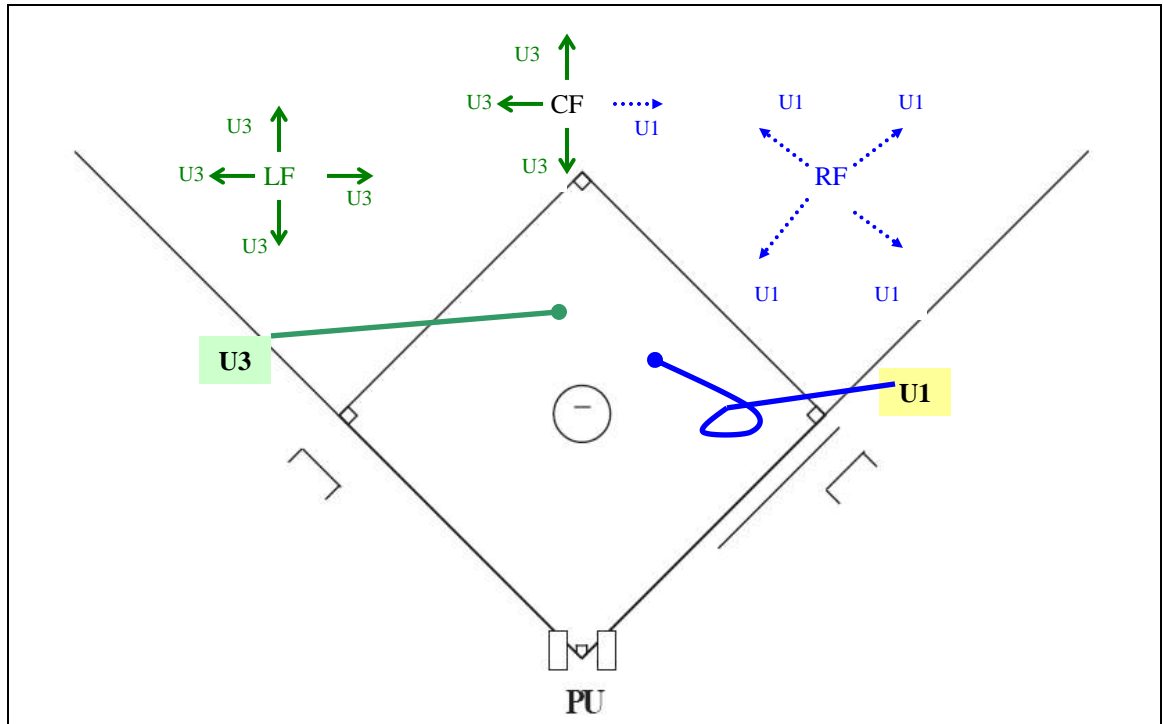


Figure 6

| 1.7 No Runners, Fly Ball to Outfield, Neither Base Umpire Goes Out | | |
|--|---|--|
| PU | U1 | U3 |
| Stay home. | Pivot into infield. <u>Responsible for:</u> Catch/No Catch on Right side of outfield. All of Right fielder, and Center fielder moving to his LEFT. | Move straight across infield toward 2 nd base. <u>Responsible for:</u> Catch/No Catch on Left side of outfield. All of Left fielder, and Center fielder coming in, Center fielder going back, and Center fielder moving to his RIGHT. Do not rim the edge of the outfield grass IOT cover responsibilities. |

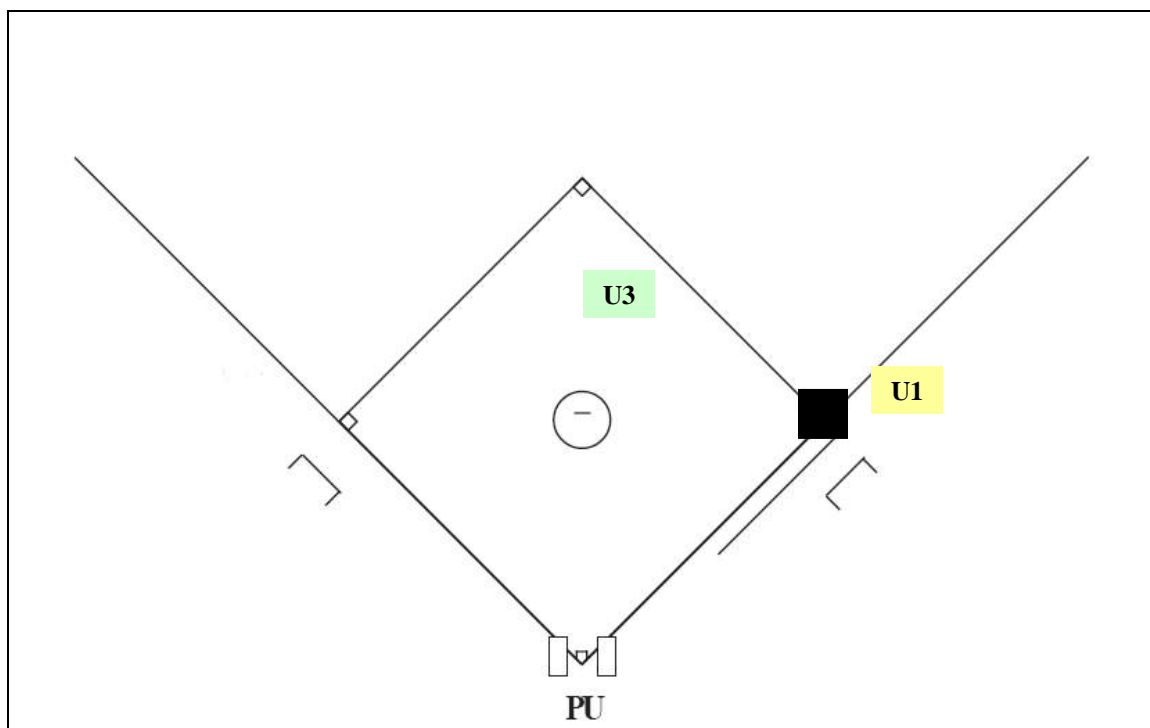


Figure 7

| 2.1 – 2.2 Runner on First Base Only, General Principles | | |
|---|--|---|
| PU | U1 | U3 |
| | 6-8 feet behind the first baseman with both feet in foul territory for potential pick-off. | <p>Inside. Either the “A” or “B” position depending on preference IOT make call at 2nd on steal.</p> <p>Normally you will set up on the side of second base opposite the pitching arm.</p> |

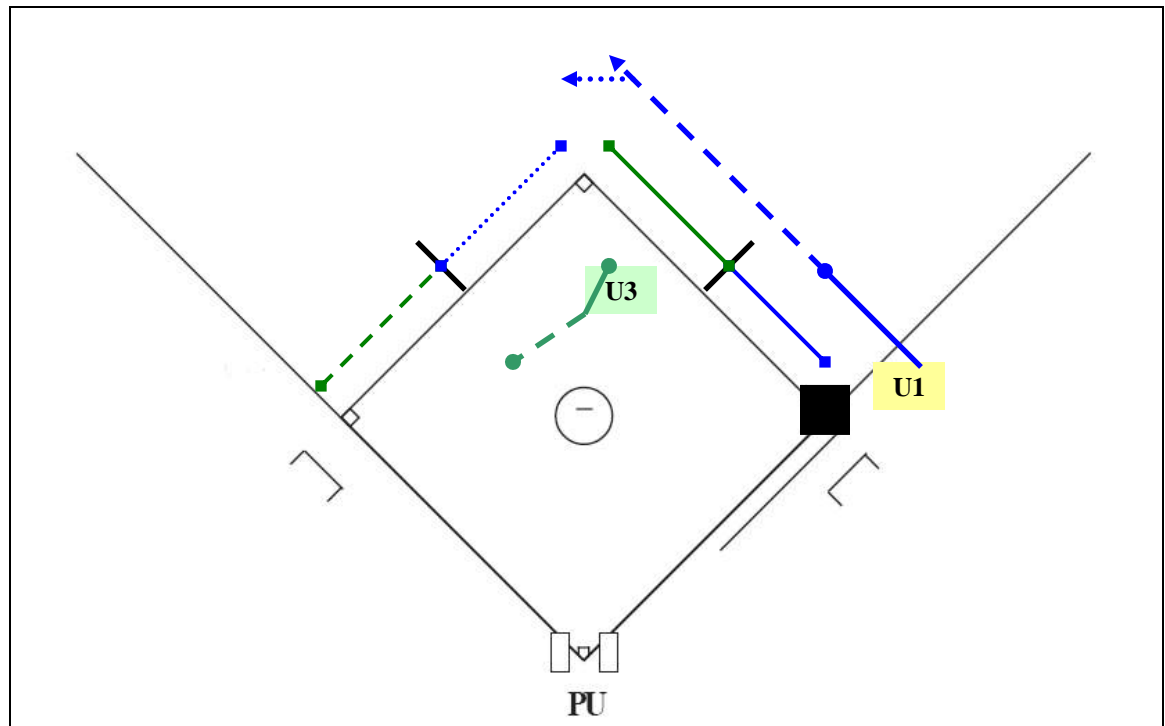


Figure 8

Rev 1

| 2.3 Runner on First Base Only, Pick-Off of Runner at First Base | | |
|---|--|--|
| PU | U1 | U3 |
| Stay home. | <p>Move toward 2nd as R1 continues to 3rd and has rundown on the half between 2nd & 3rd.</p> <p>Only moves toward 2nd when R1 has gained possession of 2nd.</p> <p>Stay on outside of diamond.</p> | Has rundown going into 2 nd base. Also responsible for R1 continuing to 3 rd . |

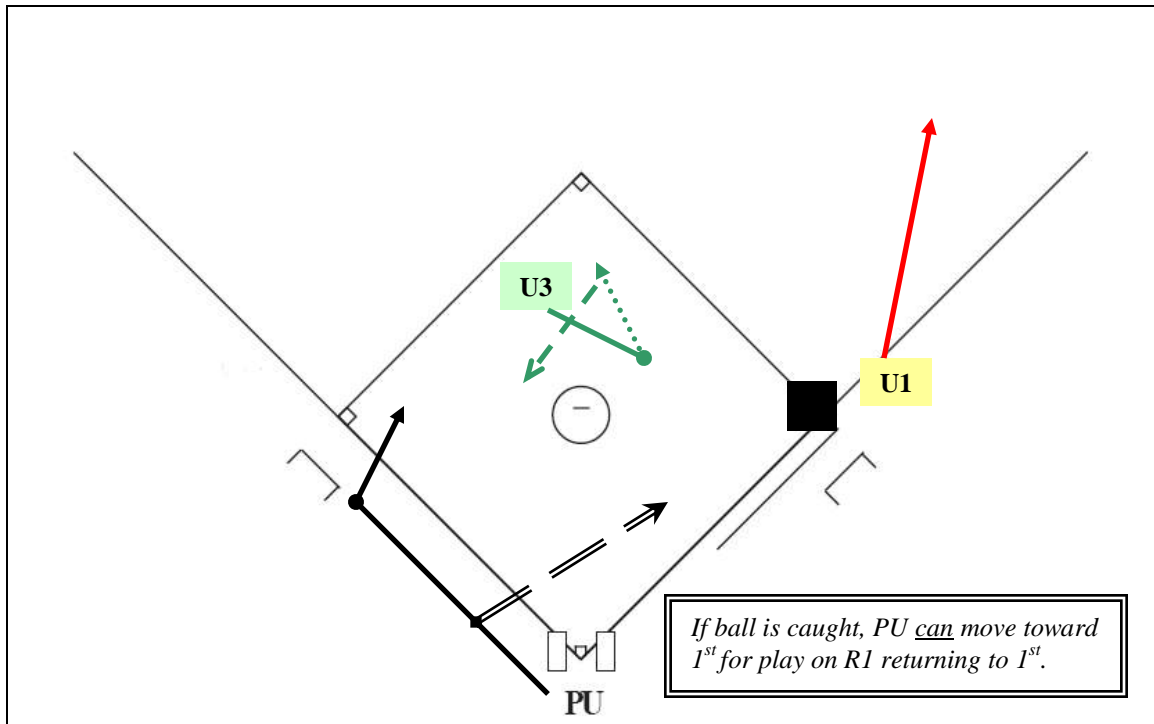


Figure 9

Rev 1

| 2.4 Runner on First Base Only, U1 Goes Out | | |
|---|---|--|
| PU | U1 | U3 |
| <p>Move down toward 3rd in foul territory, move into cutout for play at 3rd on R1.</p> <p><u>Responsible for:</u> R1 to 3rd, R1 back into 3rd, R1 at home, and BR at home.</p> <p><i>It is permissible for PU to move up the first base line to take any play at 1st on R1 returning after a fly ball or line drive is caught.</i></p> | <p>Goes out on TROUBLE Ball.</p> | <p>Slide toward 1st for plays at 1st & 2nd on R1 and at 1st, 2nd, & 3rd on BR</p> <p><u>Responsible for:</u> R1 to 2nd, R1 back into 2nd, BR touch of 1st, BR back into 1st, BR to 2nd, BR back into 2nd, BR to 3rd, and BR back into 3rd.</p> |

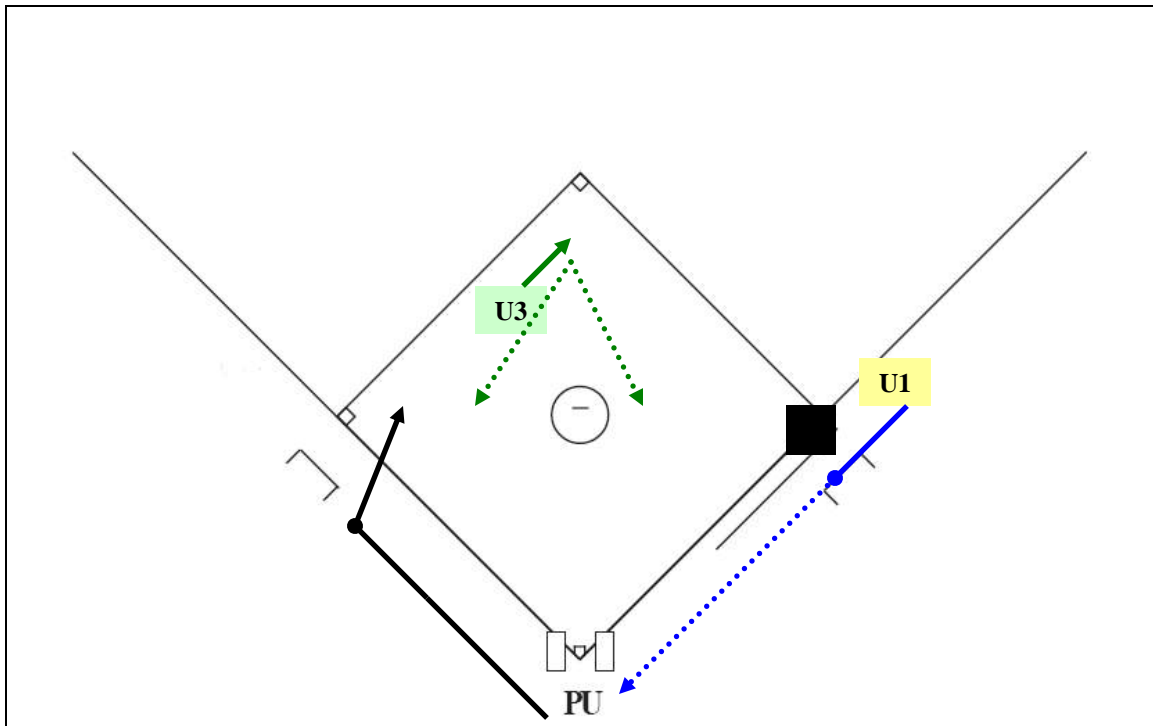


Figure 10

Rev 1

| 2.5 Runner on First Base Only, U1 Stays in on Base Hit to Outfield | | |
|---|--|---|
| PU | U1 | U3 |
| <p>Move toward 3rd in foul territory and into 3rd base cutout if likelihood that R1 will advance to 3rd.</p> <p><u>Responsible for:</u> R1 at 3rd, and R1 back into 3rd.</p> | <p>Wait for BR to touch 1st, then move in direction of home.</p> <p><u>Responsible for:</u> BR touch of 1st, R1 at home, and. BR at home</p> | <p>Watch R1 touch 2nd and commit to 3rd and take BR into 2nd or returning to 1st.</p> <p><u>Responsible for:</u> R1 at 2nd, R1 back into 2nd, BR back into 1st, BR at 2nd, BR back into 2nd, BR at 3rd, and BR back into 3rd.</p> |
| <p>If NO play on R1 will develop at 3rd, stop your advance.</p> <p><u>Responsible for:</u> Nothing - No runners have advanced past 2nd.</p> | <p>If R1 does NOT continue to 3rd, <u>do not overcommit</u>.</p> <p><u>Responsible for:</u> BR touch of 1st, and BR back into 1st.</p> | <p>If R1 does NOT continue past 2nd.</p> <p><u>Responsible for:</u> R1 at 2nd, and R1 back into 2nd.</p> |

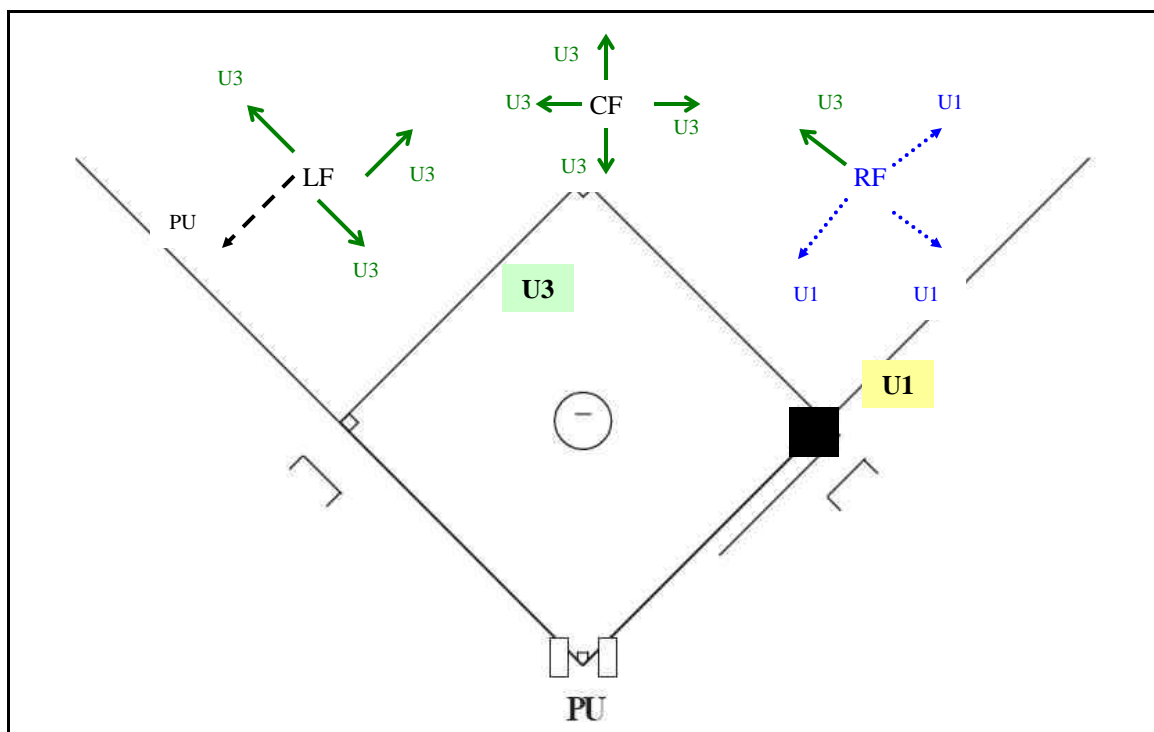


Figure 11

Rev 1

2.6 – 2.7 Runner on First Base Only, Outfield Catch/No Catch Responsibility

| PU | U1 | U3 |
|--|---|---|
| <u>Responsible for:</u> Catch/No Catch when: Left fielder moving to his RIGHT. | <u>Responsible for:</u> Catch/No Catch of: Right fielder coming in, Right fielder going back, and Right fielder moving to his LEFT. | <u>Responsible for:</u> Catch/No Catch of: All of Center fielder, Right fielder moving to his RIGHT, Left fielder coming in, Left fielder going back, and Left fielder moving to his LEFT |

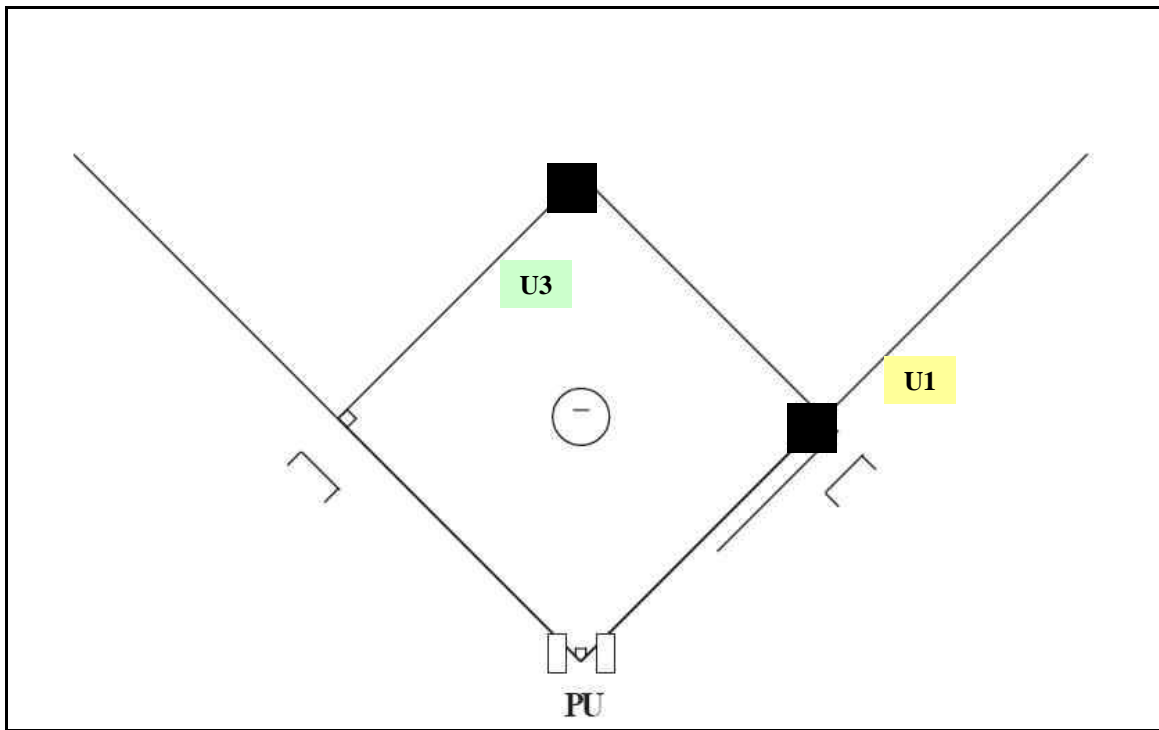


Figure 12

| 3.1 – 3.2 Runner on First and Second, Less Than Two Outs, General Principles | | |
|--|---|--|
| PU | U1 | U3 |
| Stay home. | 6-8 feet behind the first baseman with both feet in foul territory. | Inside. “C” position IOT make calls at 2 nd & 3 rd . |

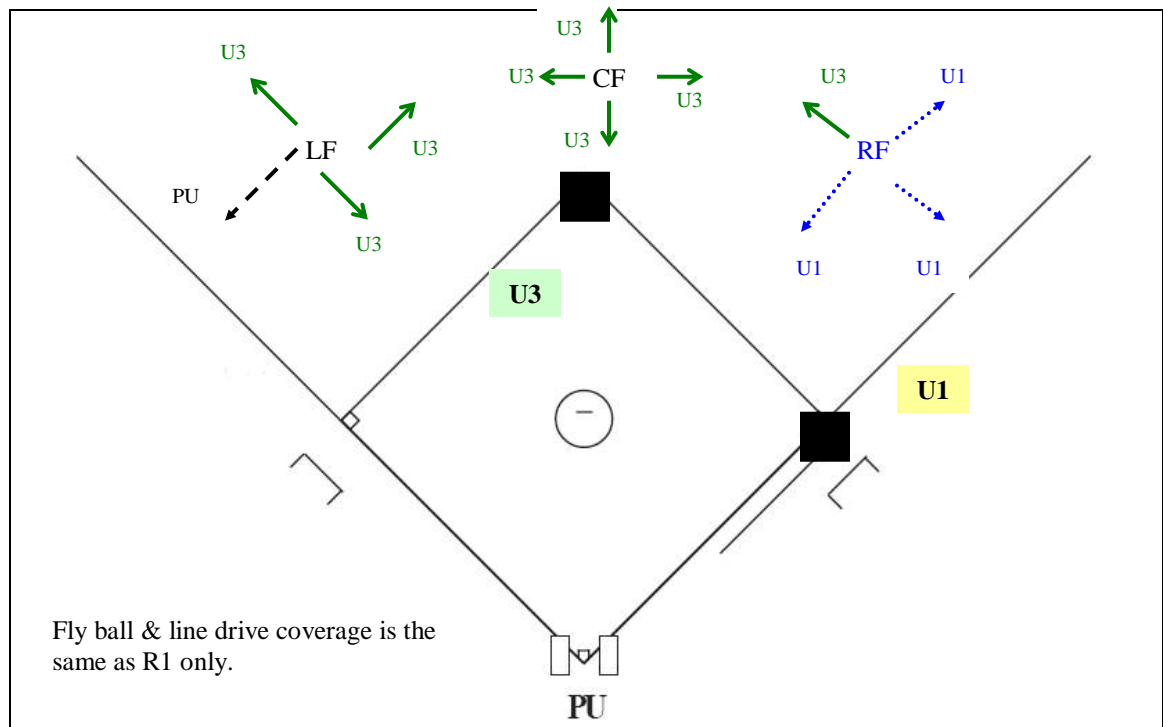


Figure 13

Rev 1

| 3.3 Runner on First and Second, Less Than Two Outs, Fly Ball & Line Drive Coverage | | |
|---|--|---|
| PU | U1 | U3 |
| <p>Stay home.</p> <p><u>Responsible for:</u> Catch/No Catch of: Left Fielder moving to his RIGHT.</p> | <p><u>Responsible for:</u> Catch/No Catch of: Right fielder coming in, Right fielder going back, and Right fielder moving to his LEFT.</p> <p>R1 tag up at 1st.</p> | <p><u>Responsible for:</u> Catch/No Catch of: All of Center fielder, Right fielder moving to his RIGHT, Left fielder coming in, Left fielder going back, and Left fielder moving to his LEFT.</p> <p>R2 tag up at 2nd, R2 to 3rd, R2 back into 3rd. R1 to 2nd.</p> |
| <p>OPTIONAL TAG UP COVERAGE (Discuss at pre-game conference)</p> | | |
| <p><u>Responsible for:</u> R2 tag up at 2nd, and R2 to 3rd.</p> | <p><u>Responsible for:</u> Plays at home.</p> | <p><u>Responsible for:</u> R1 tag up at 1st, and R1 to 2nd.</p> |

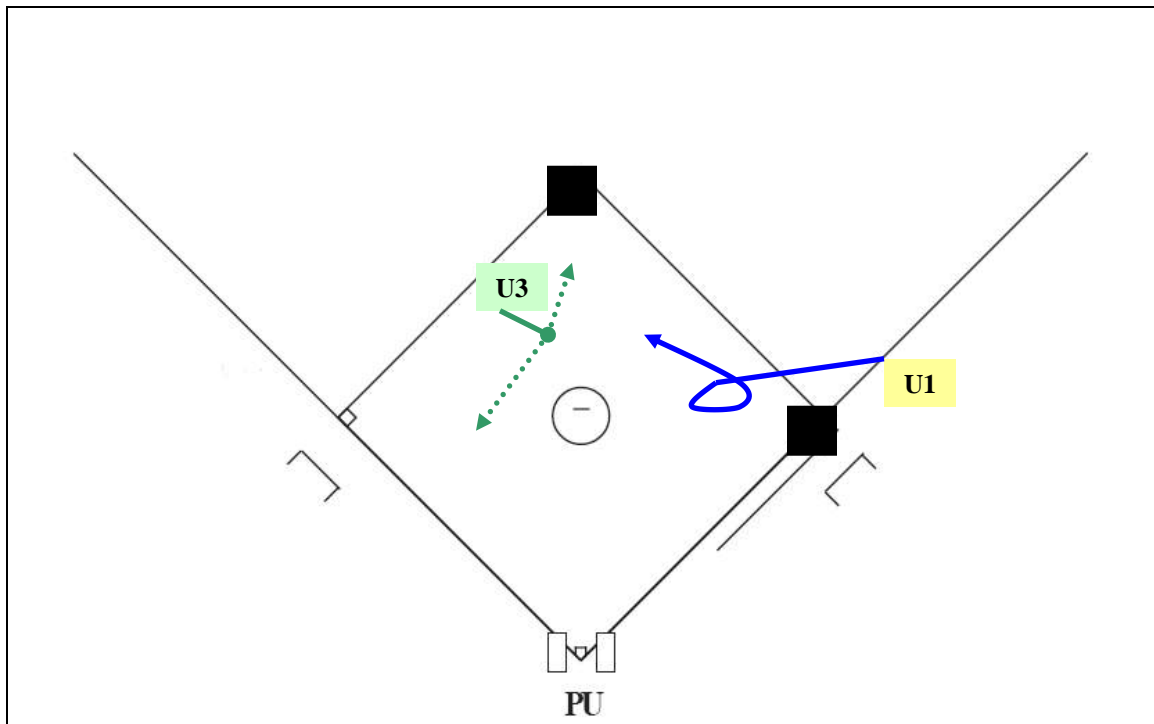


Figure 14

| 3.4 Runner on First and Second, Less Than Two Outs, Base Coverage | | |
|--|---|--|
| PU | U1 | U3 |
| Stay home. | Pivot in for all plays at 1 st and plays on the BR at 2 nd . <u>Responsible for:</u> BR touch of 1 st , BR back into 1 st , BR to 2 nd , and BR back into 2 nd . | Step, turn and face the ball. Let ball take you to play. <u>Responsible for:</u> R1 to 2 nd , R1 back into 2 nd , R2 to 3 rd , and R2 back into 3 rd . |

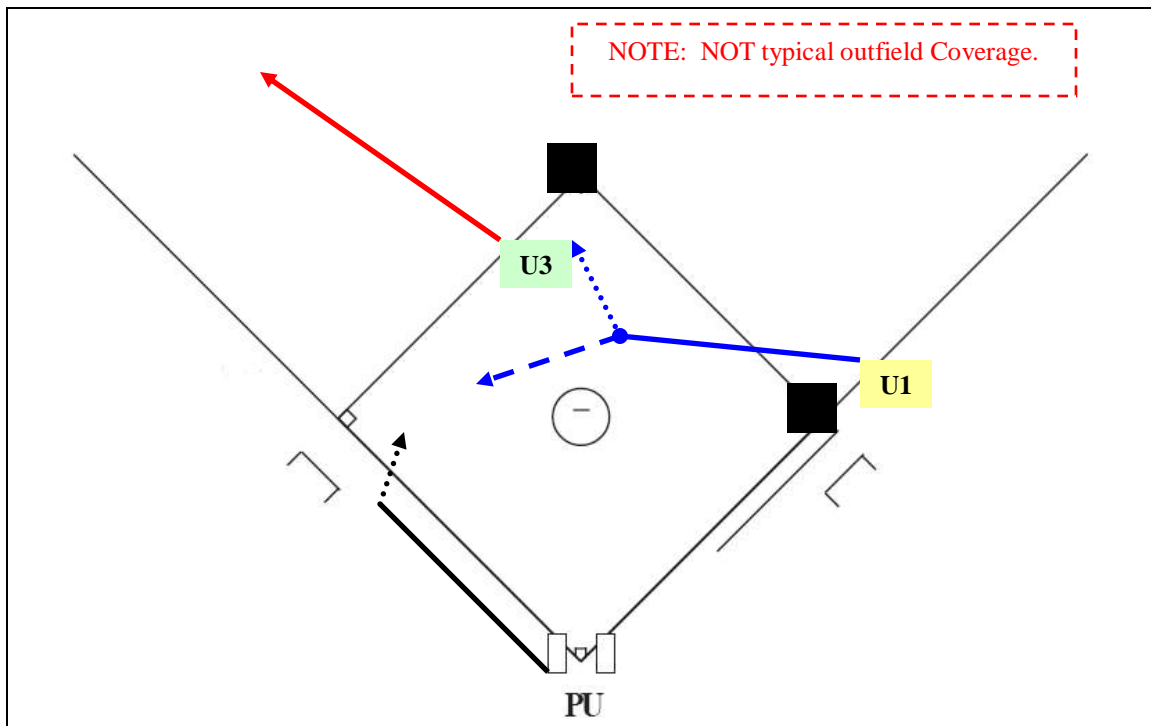


Figure 15

Rev 1

| 3.5 Runner on First and Second, Less Than Two Outs, U3 Goes Out on Fly Ball | | |
|---|---|-----------|
| PU | U1 | U3 |
| Move toward 3 rd base in foul territory and into cutout for play at 3 rd on R2. <u>Responsible for:</u> R2 to 3 rd , and R2 back into 3 rd , and All runners at home. | Move to center of infield working area for all tag ups. <u>Responsible for:</u> R2 tag up at 2 nd , R1 tag up at 1 st , R1 to 2 nd , R1 back into 2 nd . | Goes out. |

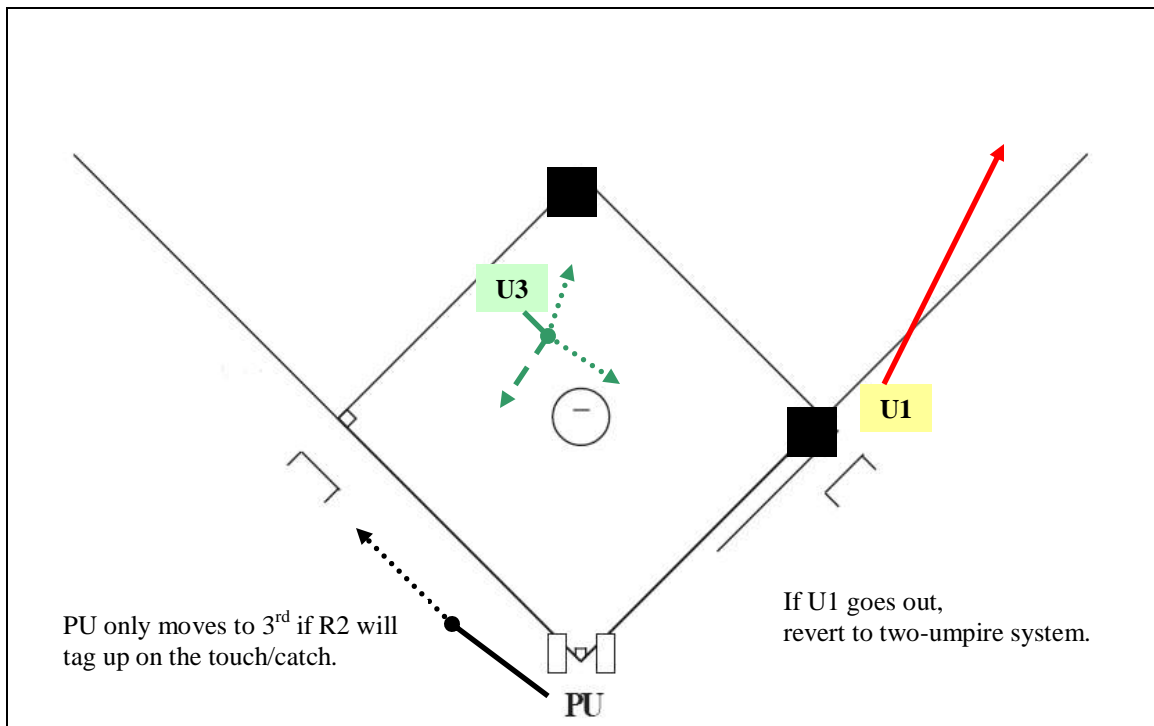


Figure 16

| 3.6 Runner on First and Second, Less Than Two Outs, U1 Goes Out | | |
|---|------------------|---|
| PU | U1 | U3 |
| <p>Move toward 3rd base to see if ball is caught and R2 is tagging up. Otherwise, stay at home for all plays there.</p> <p><u>Responsible for:</u> R2 to 3rd – if ball caught and tag up ensues, And, <u>if not caught</u>, Stay at home for all plays.</p> | <p>Goes out.</p> | <p>Step up, turn and face the ball. Let ball take you to the play.</p> <p><u>Responsible for:</u> R2 tag up at 2nd, R1 tag up at 1st, <u>All plays</u> at 1st, 2nd, & 3rd if ball is not caught.</p> |

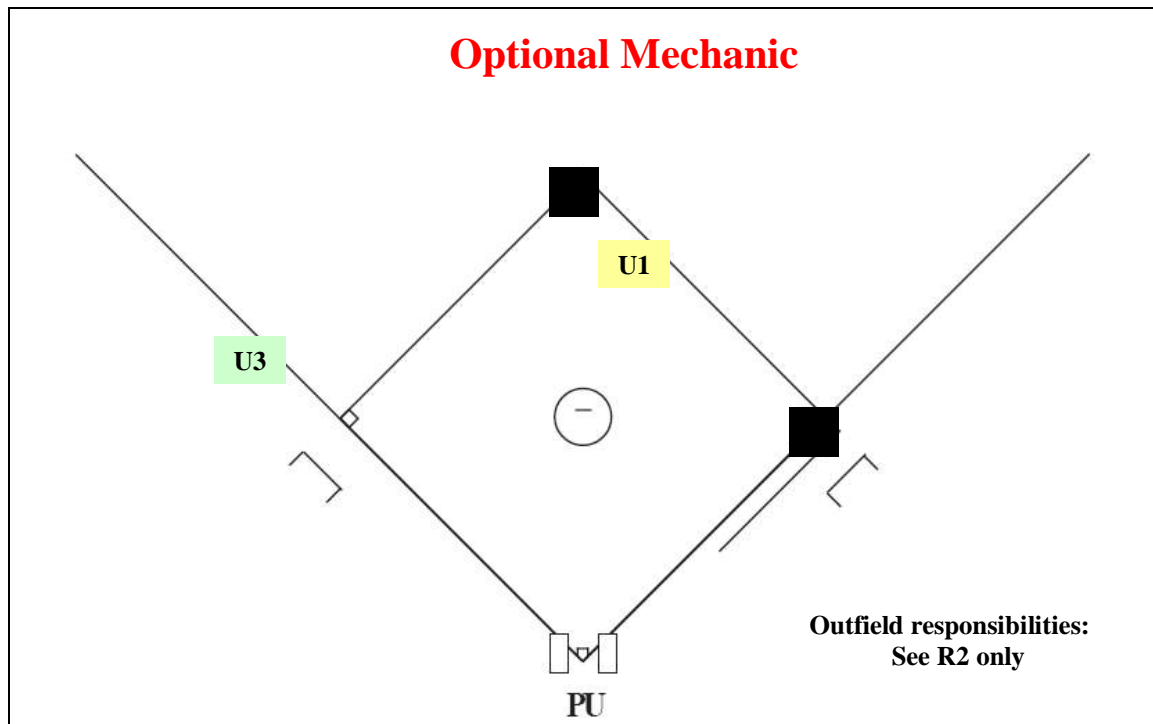


Figure 17

| 3.7 Runner on First and Second, Less Than Two Outs, Bunting Situation | | |
|--|---|--|
| PU | U1 | U3 |
| Stay home. <u>Responsible for:</u> All plays at home. | Move into “B” position on obvious bunting situation. <u>Responsible for:</u> All plays at 1 st & 2 nd . | 6-8 feet behind the third baseman with both feet in foul territory. <u>Responsible for:</u> All plays at 3 rd . |
| Outfield responsibility is the same as R2 only (see 9.4) | | |

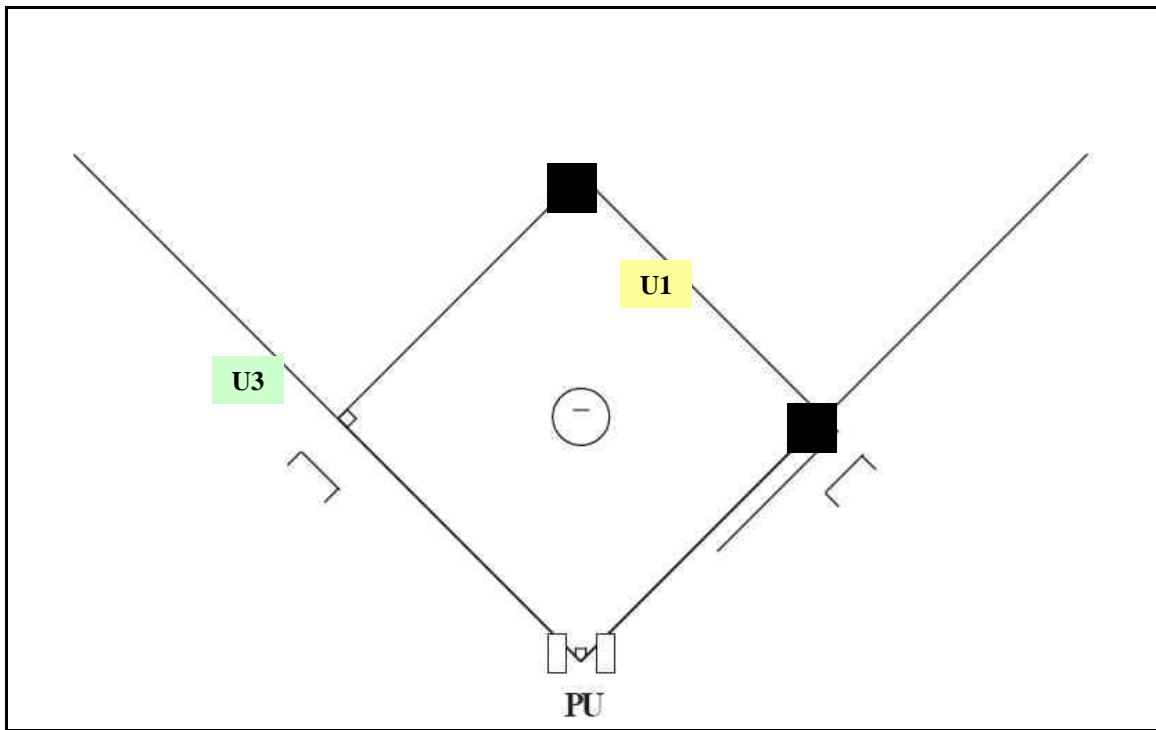


Figure 18

| 4.1 – 4.2 Runner on First and Second, Two Outs, General Principles | | |
|--|--|---|
| PU | U1 | U3 |
| Stay home. | Inside. “B” position IOT make calls at 1 st & 2 nd . | 6-8 feet behind the third baseman with both feet in foul territory. |

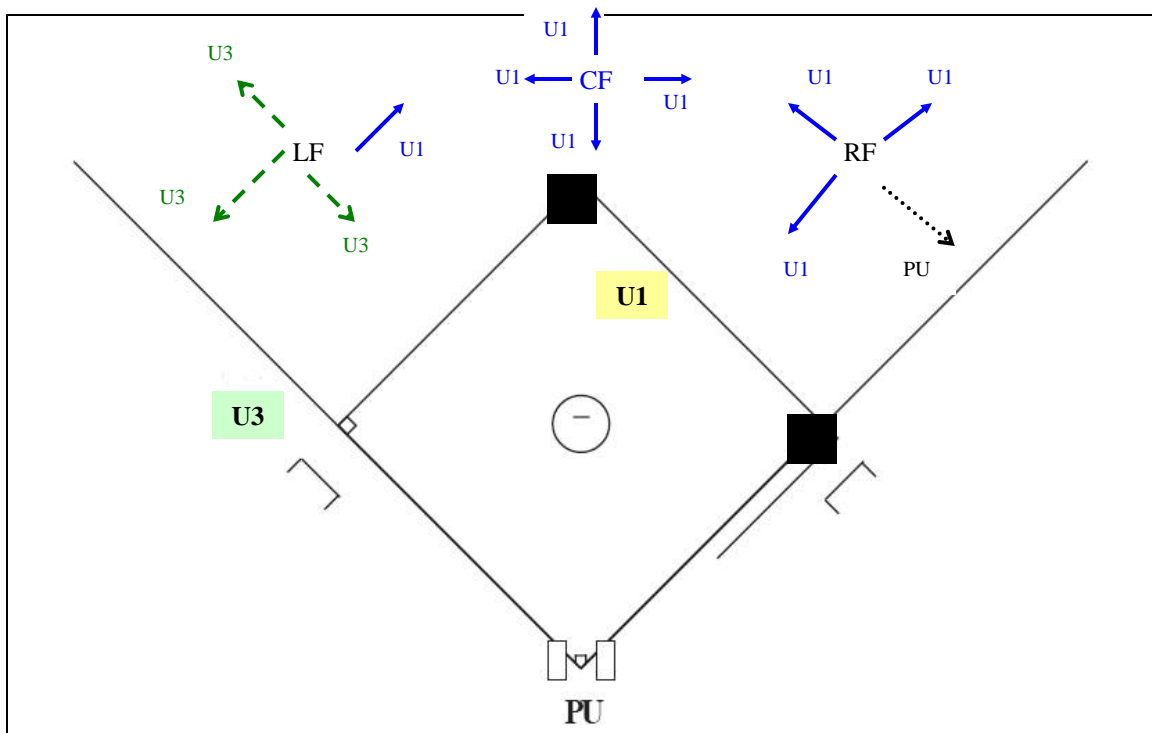


Figure 19

| 4.3 Runner on First and Second, Two Outs, Fly Ball & Line Drive Responsibility | | |
|---|--|--|
| PU | U1 | U3 |
| <p>Stay home.</p> <p><u>Responsible for:</u> Catch/No Catch of: Right fielder moving to his LEFT.</p> | <p><u>Responsible for:</u> Catch/No Catch of: Right fielder coming in, Right fielder going back, Right fielder moving to his RIGHT, <u>All</u> of Center fielder, and Left fielder moving to his LEFT</p> <p>R1 tag up at 1st, and R2 tag up at 2nd.</p> | <p><u>Responsible for:</u> Catch/No Catch of: Left fielder coming in, Left fielder going back, and Left fielder moving to his RIGHT.</p> |

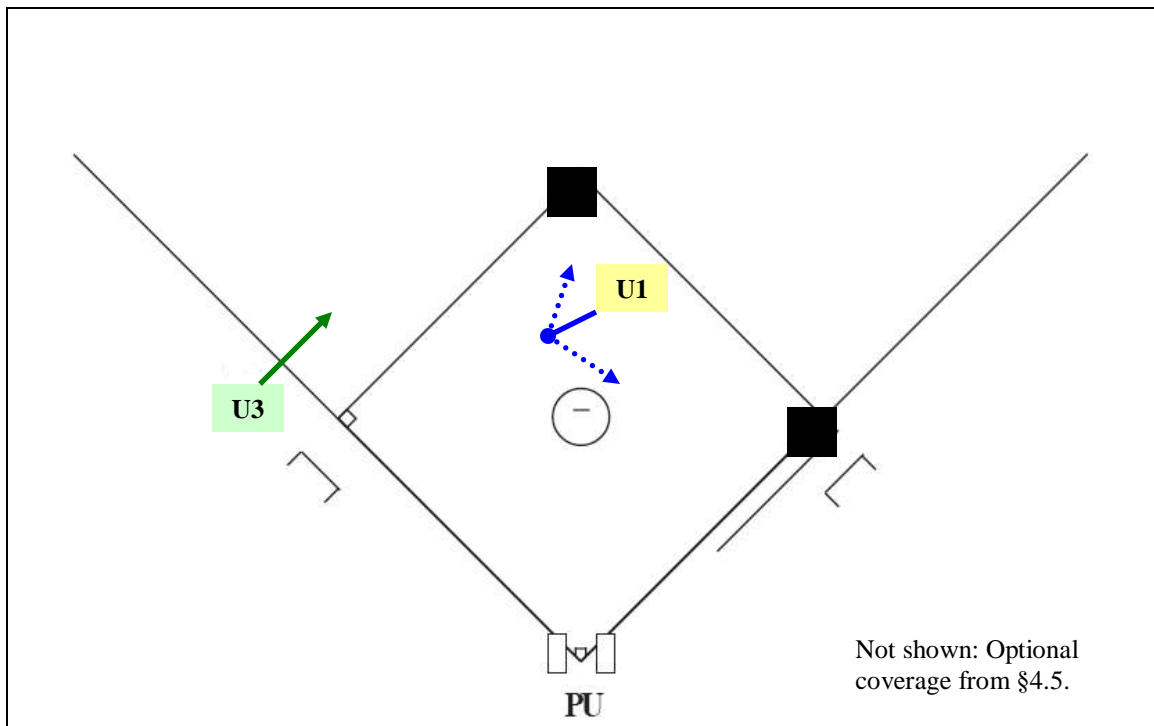


Figure 20

| 4.4 Runner on First and Second, Two Outs, Ball Hit Coverage | | |
|--|---|---|
| PU | U1 | U3 |
| <u>Responsible for:</u> All plays at home. | <u>Responsible for:</u> <u>All</u> runners/plays at 1 st & 2 nd , BR touch of 1 st , and BR back into 1 st . | <u>Responsible for:</u> All plays at 3 rd . |

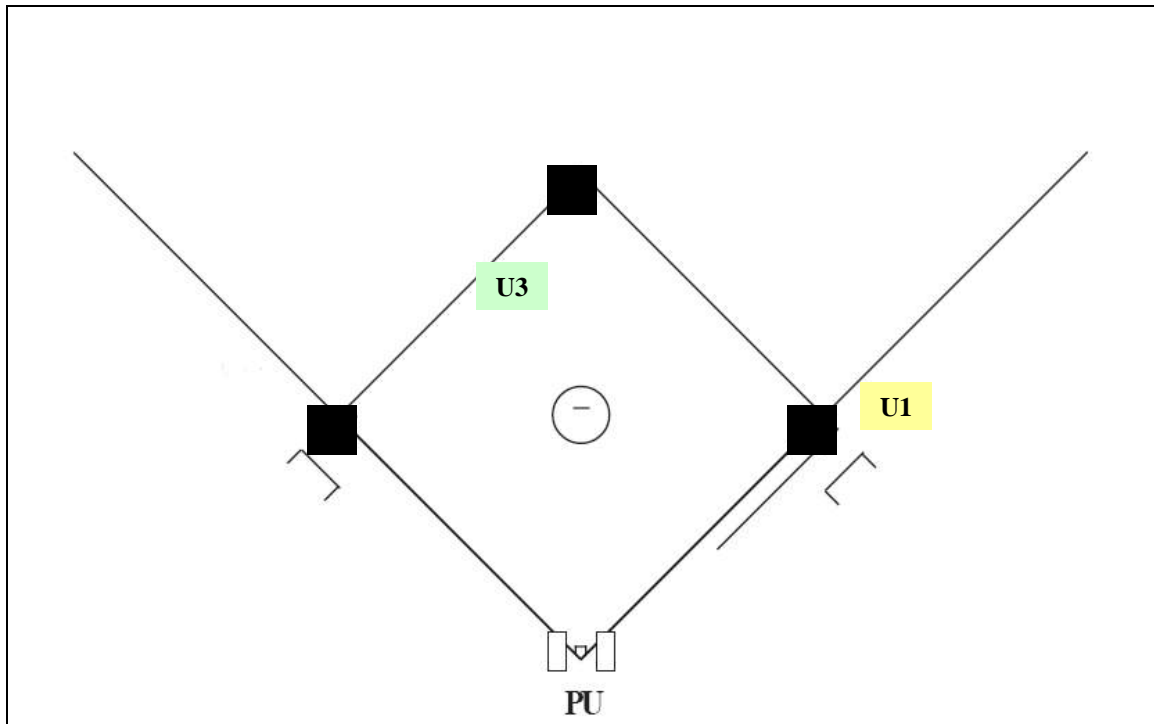


Figure 21

| 5.1 – 5.2 Bases Loaded, Less Than Two Outs, General Principles | | |
|--|---|--|
| PU | U1 | U3 |
| Stay home. | 6-8 feet behind the first baseman with both feet in foul territory. | Inside. “C” position IOT make calls at 2 nd & 3 rd . |

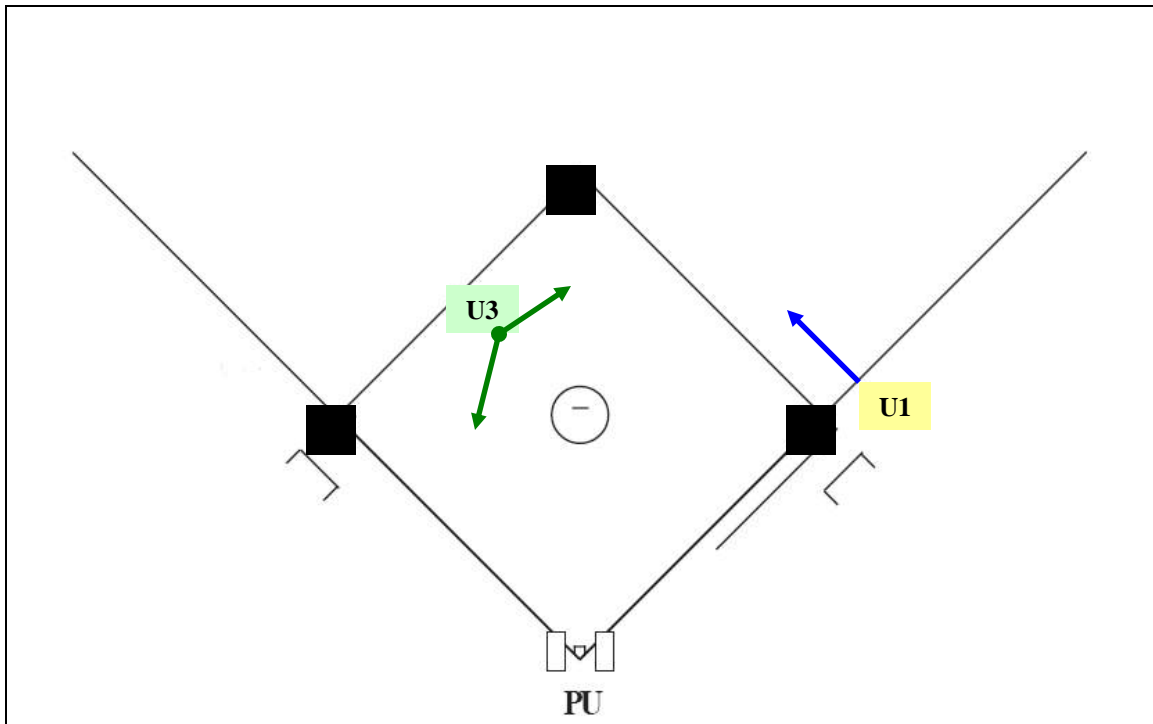


Figure 22

| 5.3 Bases Loaded, Less Than Two Outs, Base Coverage, Ball Hit to Infield | | |
|--|--|--|
| PU | U1 | U3 |
| Responsible for: All plays at home. | Responsible for: All plays at 1 st . | Responsible for: All plays at 2 nd & 3 rd . |

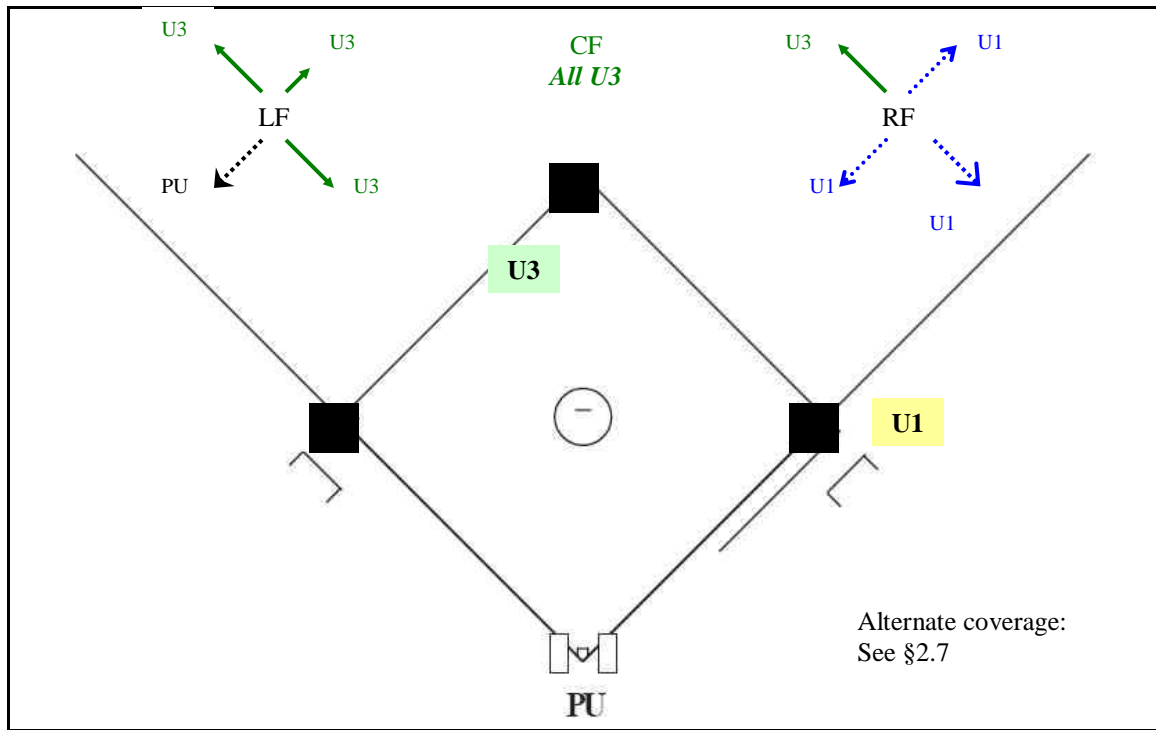


Figure 23

| 5.4 Bases Loaded, Less Than Two Outs, Catch/No Catch Responsibility in the Outfield | | |
|---|--|--|
| PU | U1 | U3 |
| <p>Stay home.</p> <p><u>Responsible for:</u> Catch/No Catch of: Left fielder moving to his RIGHT.</p> | <p><u>Responsible for:</u> Catch/No Catch of: Right fielder coming in, Right fielder going back, Right fielder moving to his Left.</p> | <p><u>Responsible for:</u> Catch/No Catch of: Left fielder coming in, Left fielder going back, and Left fielder moving to his LEFT, <u>All</u> of Center fielder, and Right fielder moving to his RIGHT.</p> |

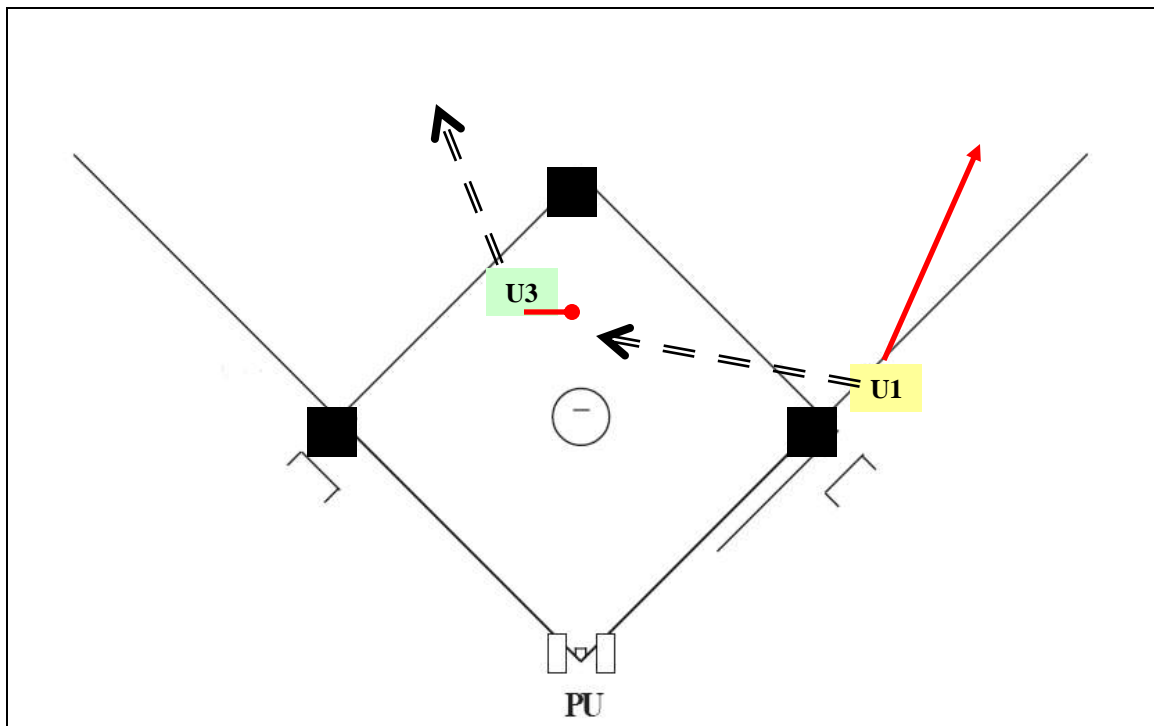



Figure 24

| 5.5 - 5.6 Bases Loaded, Less Than Two Outs, Base Umpire Goes Out and Tag-Ups | | |
|---|---|---|
| PU | U1 | U3 |
| Revert to two-umpire system. <u>Responsible for:</u> R3 tag up of 3 rd . | Goes out.  | Revert to two-umpire system. <u>Responsible for:</u> R1 tag up of 1 st , and R2 tag up of 2 nd . |
| Revert to two-umpire system. <u>Responsible for:</u> R3 tag up of 3 rd . | Move into center of infield working area. = = = = ⇒ Revert to two-umpire system. <u>Responsible for:</u> R1 tag up of 1 st , and R2 tag up of 2 nd . | Goes out. = = = = ⇒ |

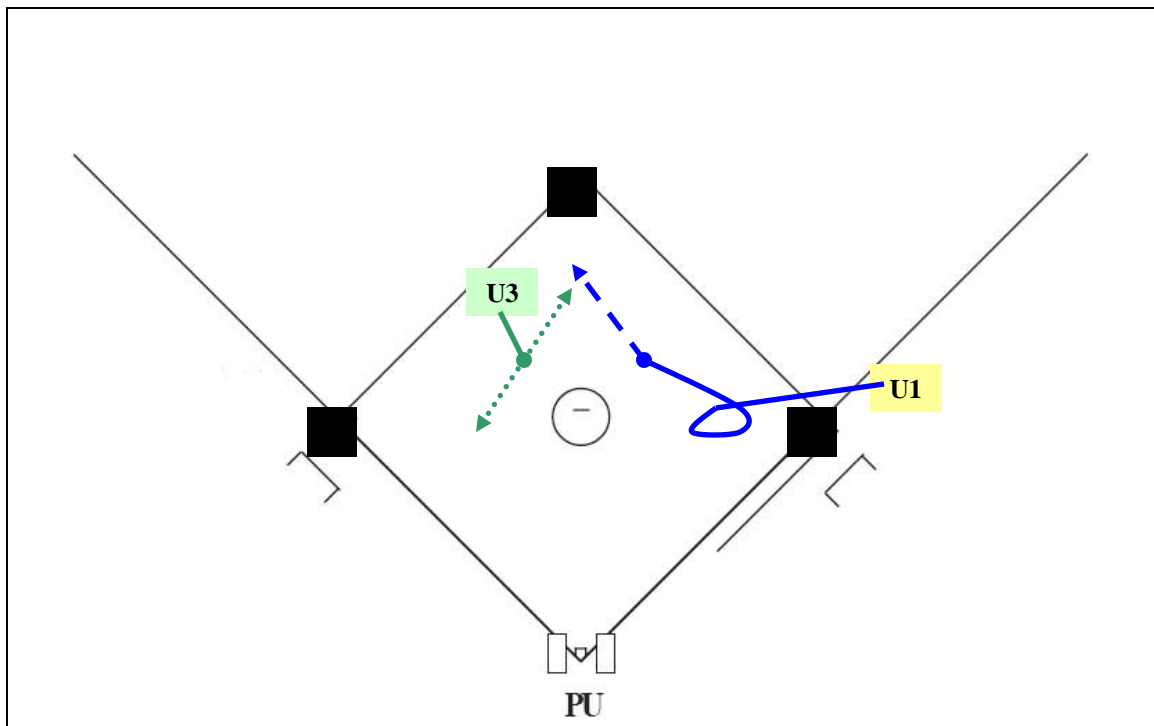


Figure 25

| 5.7 Bases Loaded, Less Than Two Outs, Base Hit | | |
|---|---|--|
| PU | U1 | U3 |
| Stay home. | Pivot in; take all plays at 1 st and the BR into 2 nd . | Move into infield for plays on R1 at 2 nd all plays at 3 rd . |
| <u>Responsible for:</u> All plays at home. | <u>Responsible for:</u> BR touch of 1 st , BR back into 1 st , BR to 2 nd , and BR back into 2 nd . | <u>Responsible for:</u> R1 to 2 nd , R1 back into 2 nd , R2 to 3 rd , R2 back into 3 rd , BR to 3 rd , and BR back into 3 rd . |

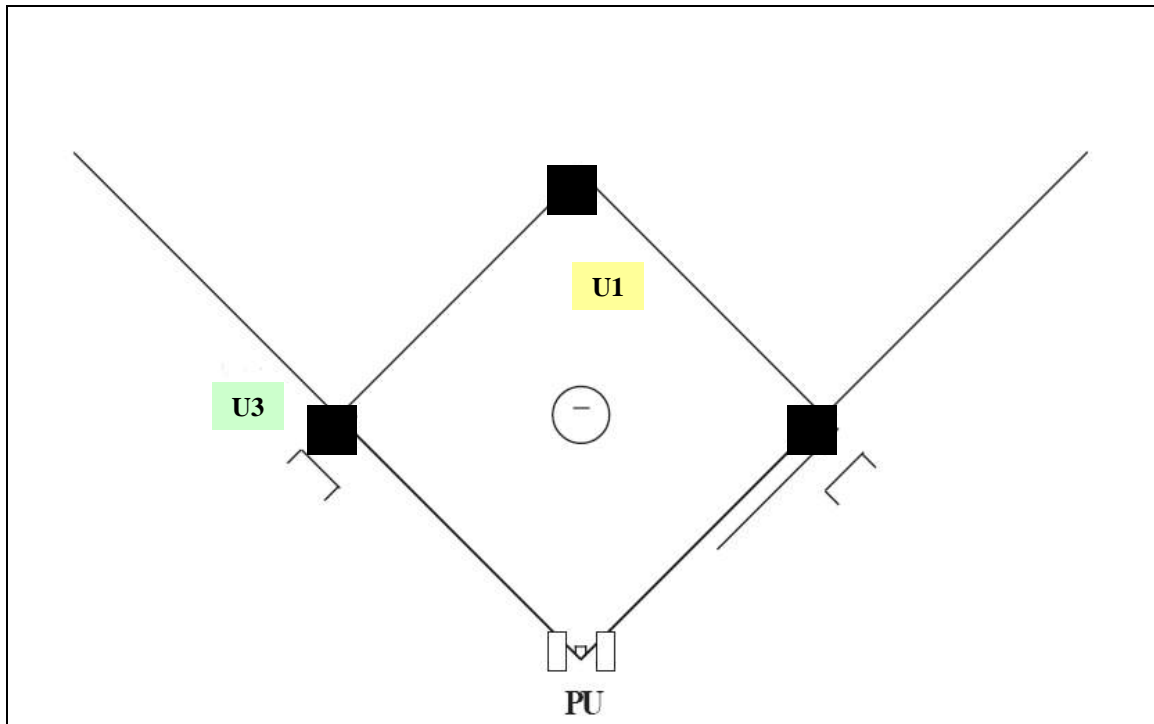


Figure 26

| 6.1 – 6.2 Bases Loaded, Two Outs, General Principles | | |
|--|--|---|
| PU | U1 | U3 |
| Stay home. | Inside. “B” position IOT make calls at 1 st & 2 nd . | 6-8 feet behind the third baseman with both feet in foul territory. |

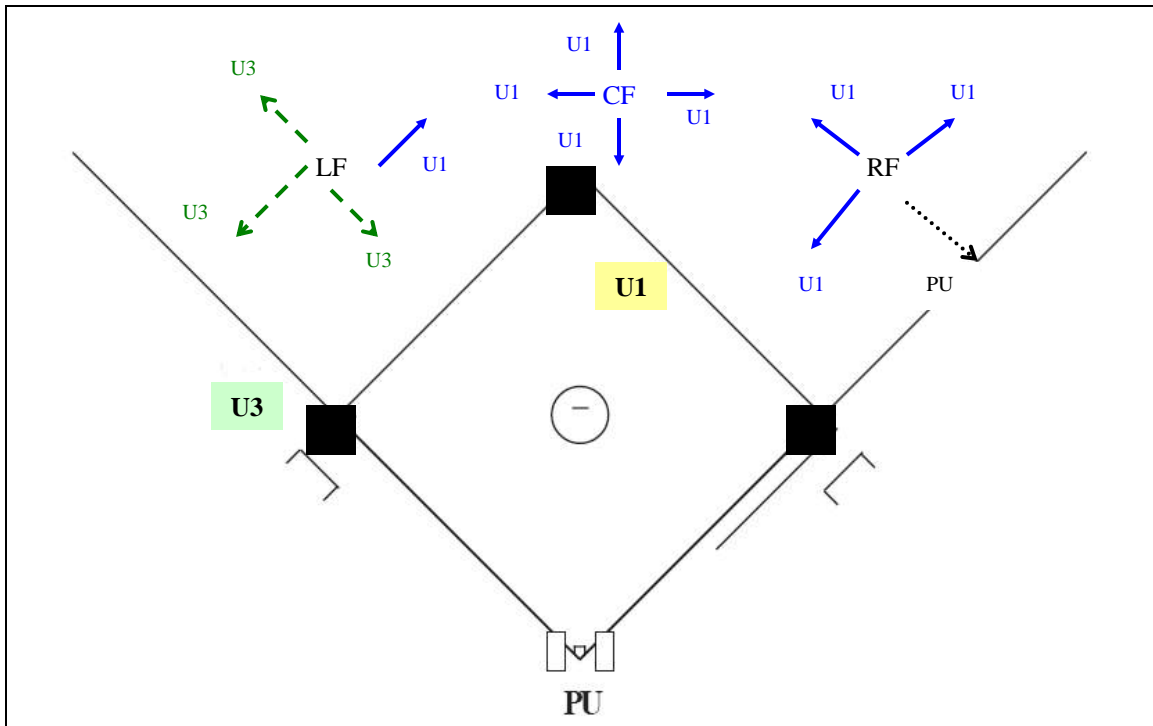


Figure 27

| 6.3 Bases Loaded, Two Outs, Fly Ball & Line Drive Responsibility | | |
|---|--|--|
| PU | U1 | U3 |
| <p><u>Responsible for:</u> Catch/No Catch of: Right Fielder moving to his LEFT.</p> <p>R3 tag up at 3rd.</p> | <p><u>Responsible for:</u> Catch/No Catch of: Right fielder coming in, Right fielder going back, Right fielder moving to his RIGHT, All of Center fielder, and Left fielder moving to his LEFT</p> <p>R1 tag up at 1st.</p> | <p><u>Responsible for:</u> Catch/No Catch of: Left fielder coming in, Left fielder going back, and Left fielder moving to his RIGHT.</p> <p>R2 tag up at 2nd,</p> |

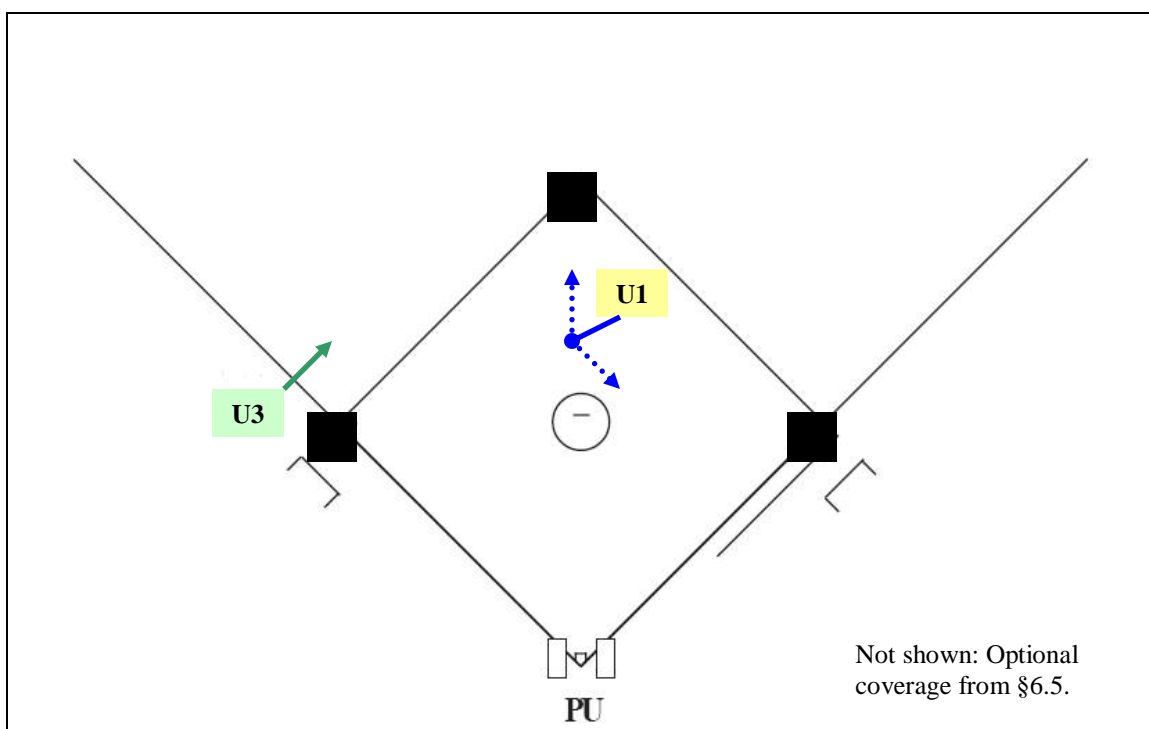


Figure 28

| 6.4 Bases Loaded, Two Outs, Base Coverage | | |
|---|--|--|
| PU | U1 | U3 |
| <u>Responsible for:</u> R3 at home, R2 at home, R1 at home, and BR at home. | <u>Responsible for:</u> BR touch of 1 st , BR back into 1 st , R1 back into 1 st , R1 to 2 nd , R1 back into 2 nd , BR to 2 nd , and BR back into 2 nd . | <u>Responsible for:</u> R3 back into 3 rd , R2 to 3 rd , R2 back into 3 rd , R1 to 3 rd , R1 back into 3 rd , BR to 3 rd , and BR back into 3 rd . |

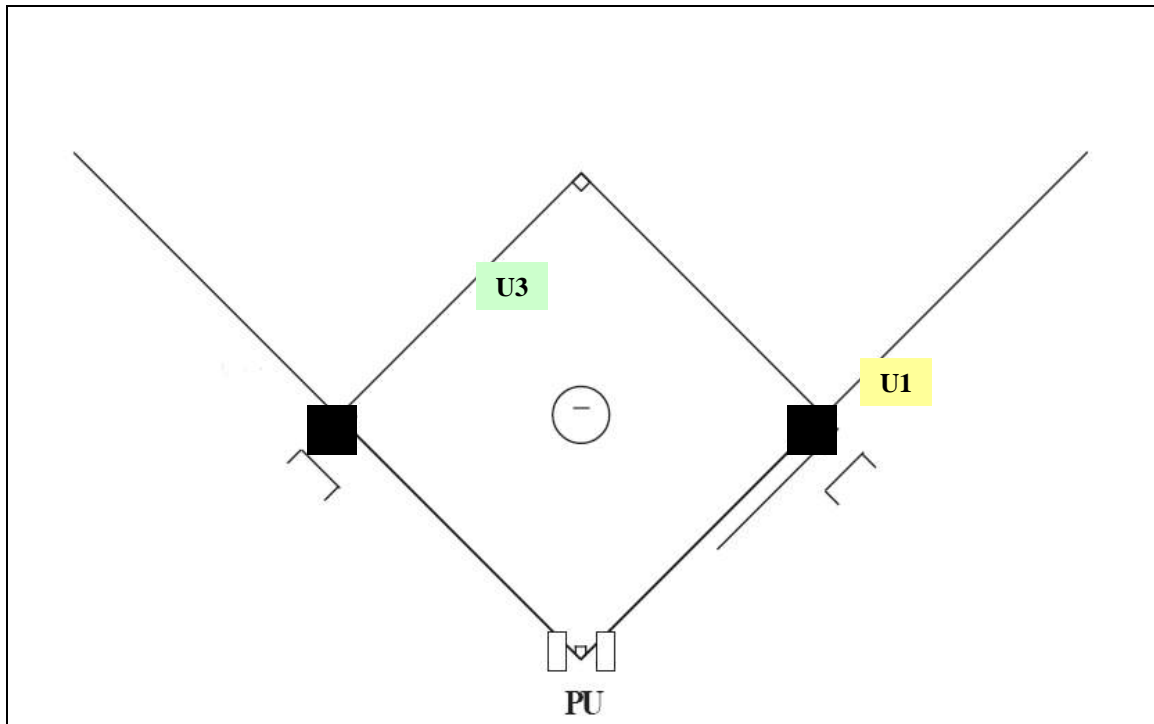


Figure 29

| 7.1 – 7.2 Runners on First and Third, Less Than Two Outs, General Principles | | |
|--|---|--|
| PU | U1 | U3 |
| Stay home. | 6-8 feet behind the first baseman with both feet in foul territory. | Inside. “C” position IOT make calls at 2 nd & 3 rd . |

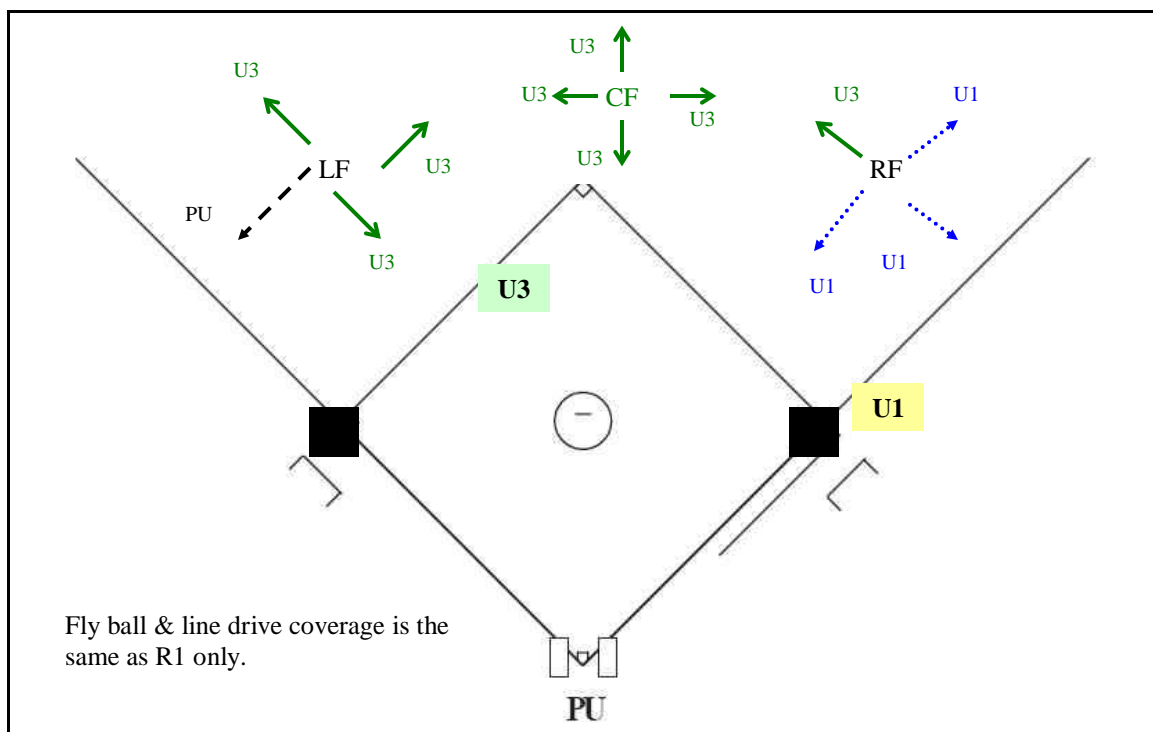


Figure 30

Rev 1

| 7.3 Runners on First and Third, Less Than Two Outs, Fly Ball Responsibility | | |
|--|---|---|
| PU | U1 | U3 |
| <u>Responsible for:</u> Catch/No Catch when: Left fielder moving to his RIGHT. R3 tag up at 3 rd . | <u>Responsible for:</u> Catch/No Catch of: Right fielder coming in, Right fielder going back, and Right fielder moving to his LEFT. | <u>Responsible for:</u> Catch/No Catch of: All of Center fielder, Right fielder moving to his RIGHT, Left fielder coming in, Left fielder going back, and Left fielder moving to his LEFT |

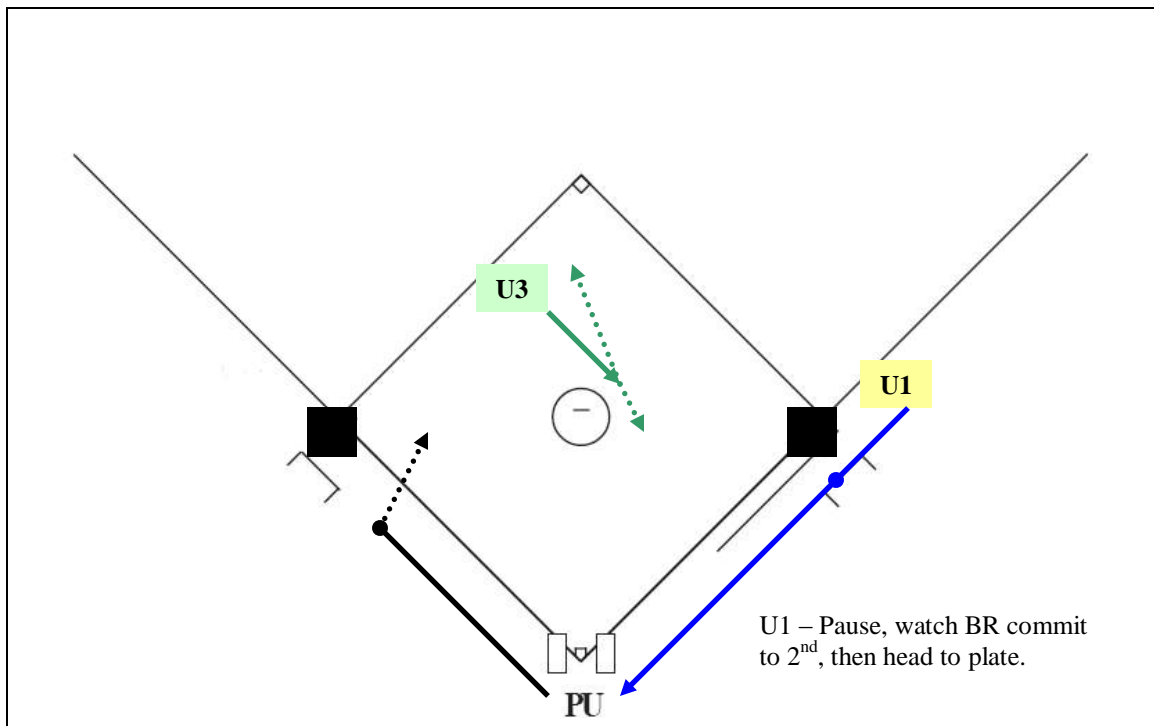


Figure 31

Rev 1

| 7.4 Runners on First and Third, Less Than Two Outs, Base Hit | | |
|--|---|--|
| PU | U1 | U3 |
| <p>Move toward 3rd in foul territory, <u>glance</u> over RIGHT shoulder to see R3 <u>touch</u> of home; move into the cutout for play at 3rd on R1.</p> <p><u>Responsible for:</u> R3 <u>touch</u> of home, R1 to 3rd, and R1 back into 3rd.</p> | <p>Watch BR commit to 2nd, then proceed to home for all <u>plays</u> at home.</p> <p><u>Responsible for:</u> BR touch of 1st, and All <u>plays</u> at home</p> | <p>Watch R1 touch 2nd and when R1 commits to 3rd, slide to 1st base side of mound for all plays at 1st and 2nd on BR.</p> <p><u>Responsible for:</u> R1 touch of 2nd, Ensure R1 will advance to 3rd, BR back into 1st, BR to 2nd, and BR back into 2nd.</p> |

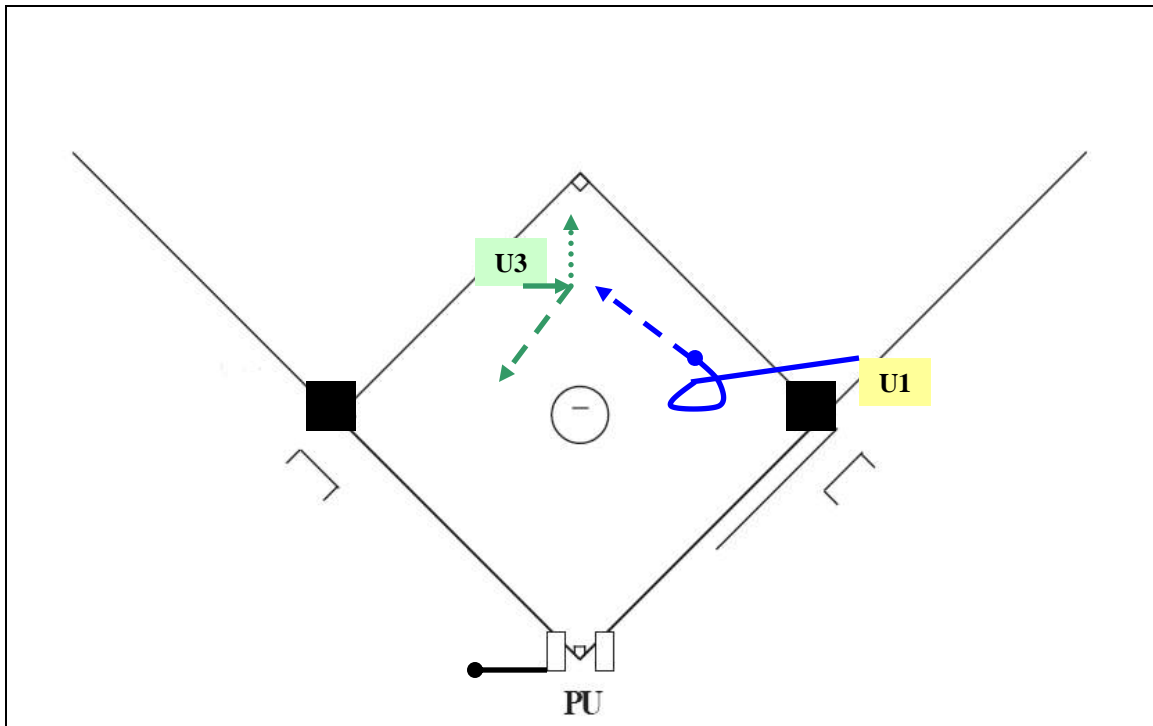


Figure 32

| 7.5 Runners on First and Third, Less Than Two Outs, Fly Ball, R3 Tagging Up | | |
|---|---|--|
| PU | U1 | U3 |
| <p>Line up R3 with ball/fielder for tag up and possible play at home.</p> <p><u>Responsible for:</u> R3 tag up at 3rd, and R3 at home.</p> | <p>Pivot in; line up R1 tagging up at 1st with ball/fielder. <i>If R3 returns to 3rd, you have R1 advancing to 2nd on the tag up.</i></p> <p><u>Responsible for:</u> R1 tag up at 1st, and <i>R1 to 2nd (if R3 returns to 3rd.)</i></p> | <p>Step up, turn and face the ball. Initial responsibility of R1 at 2nd and if R3 returns to 3rd, release play of R1 at 2nd to U1</p> <p><u>Responsible for:</u> <i>R1 to 2nd, (if R3 tags and goes home),</i> or R3 back into 3rd.</p> |

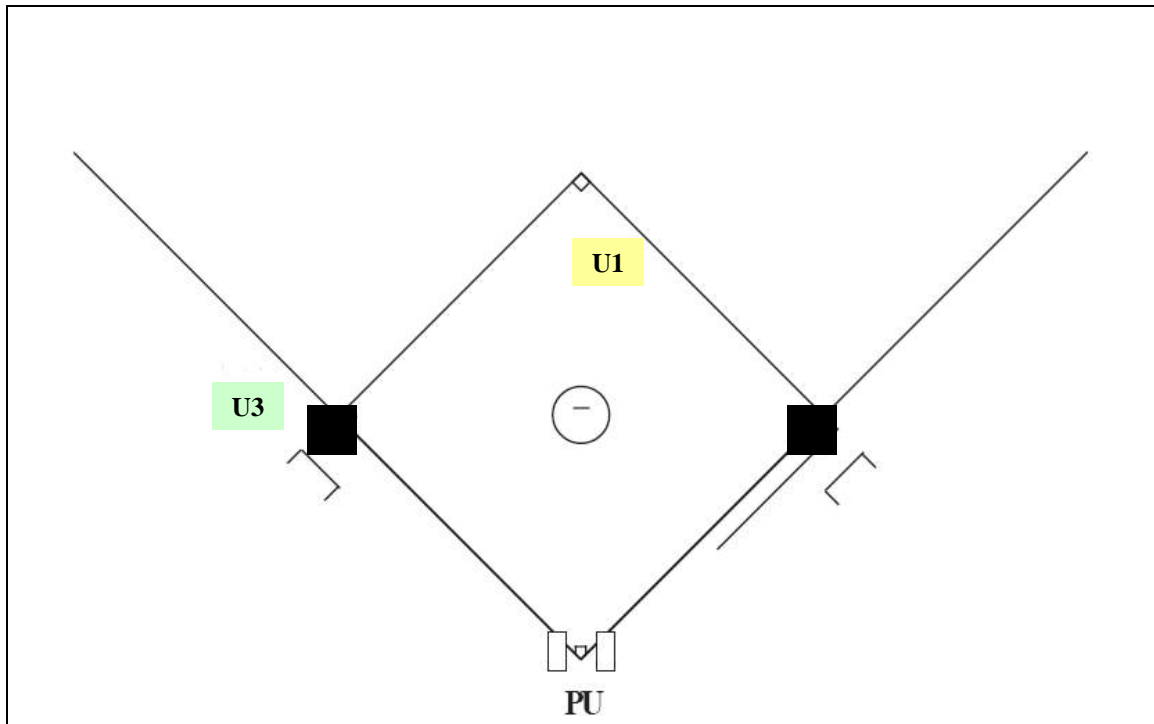


Figure 33

| 8.1 – 8.2 Runners on First and Third, Two Outs, General Principles | | |
|--|--|---|
| PU | U1 | U3 |
| Stay home. | Inside. “B” position IOT make calls at 1 st & 2 nd . | 6-8 feet behind the third baseman with both feet in foul territory. |

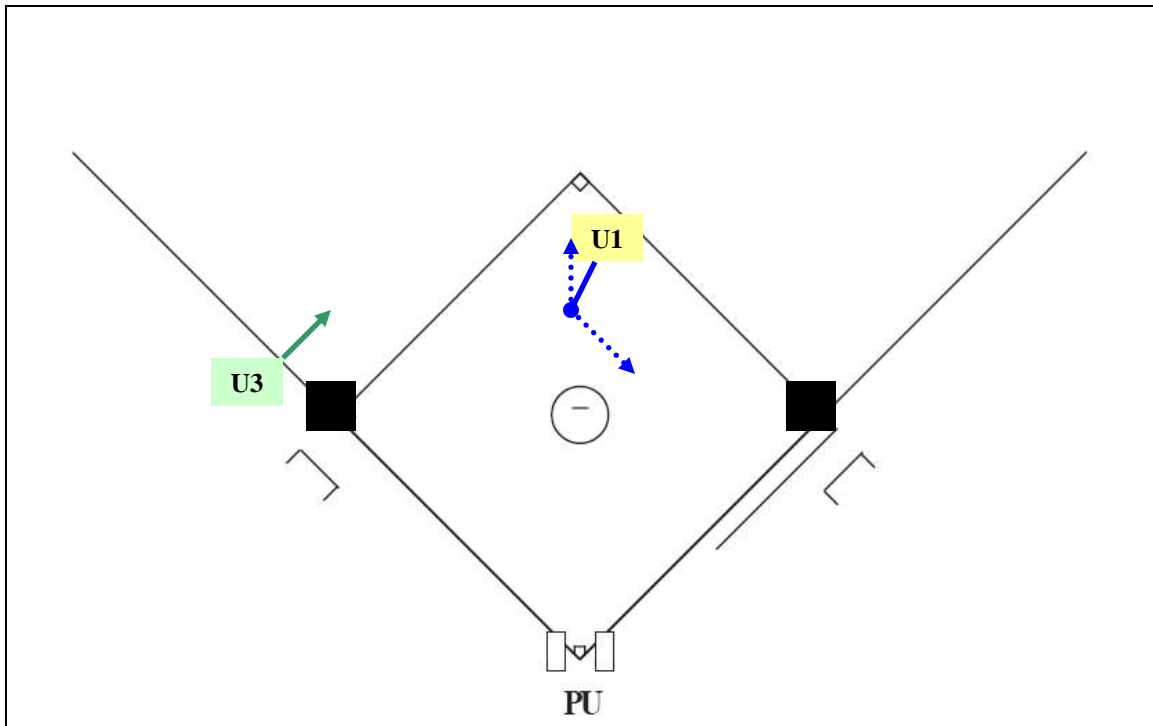


Figure 34

| 8.3 Runners on First and Third, Two Outs, Base Coverage | | |
|---|---|---|
| PU | U1 | U3 |
| Stay home. <u>Responsible for:</u> R3 at home, R1 at home, and BR at home. | Covers both 1 st and 2 nd . <u>Responsible for:</u> R1 to 2nd, R1 back into 2 nd , BR at 1st, BR back into 1 st , BR to 2 nd , and BR back into 2 nd . | Stay at 3 rd for all plays. <u>Responsible for:</u> R1 to 3 rd , R1 back into 3 rd , BR to 3 rd , and BR back into 3 rd . |

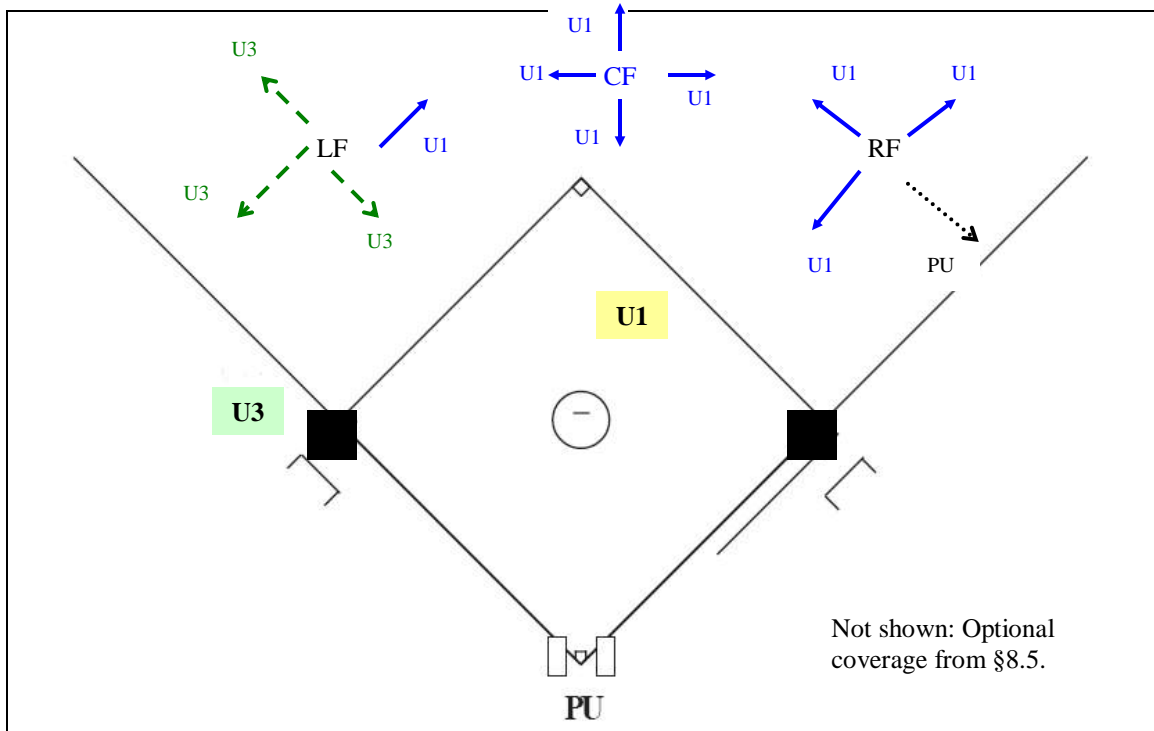


Figure 35

| 8.4 Runners on First and Third, Two Outs, Fly Ball & Line Drive Responsibility | | |
|---|---|--|
| PU | U1 | U3 |
| <u>Responsible for:</u> Catch/No Catch of: Right Fielder moving to his LEFT. | <u>Responsible for:</u> Catch/No Catch of: Right fielder coming in, Right fielder going back, Right fielder moving to his RIGHT, All of Center fielder, and Left fielder moving to his LEFT | <u>Responsible for:</u> Catch/No Catch of: Left fielder coming in, Left fielder going back, and Left fielder moving to his RIGHT. |

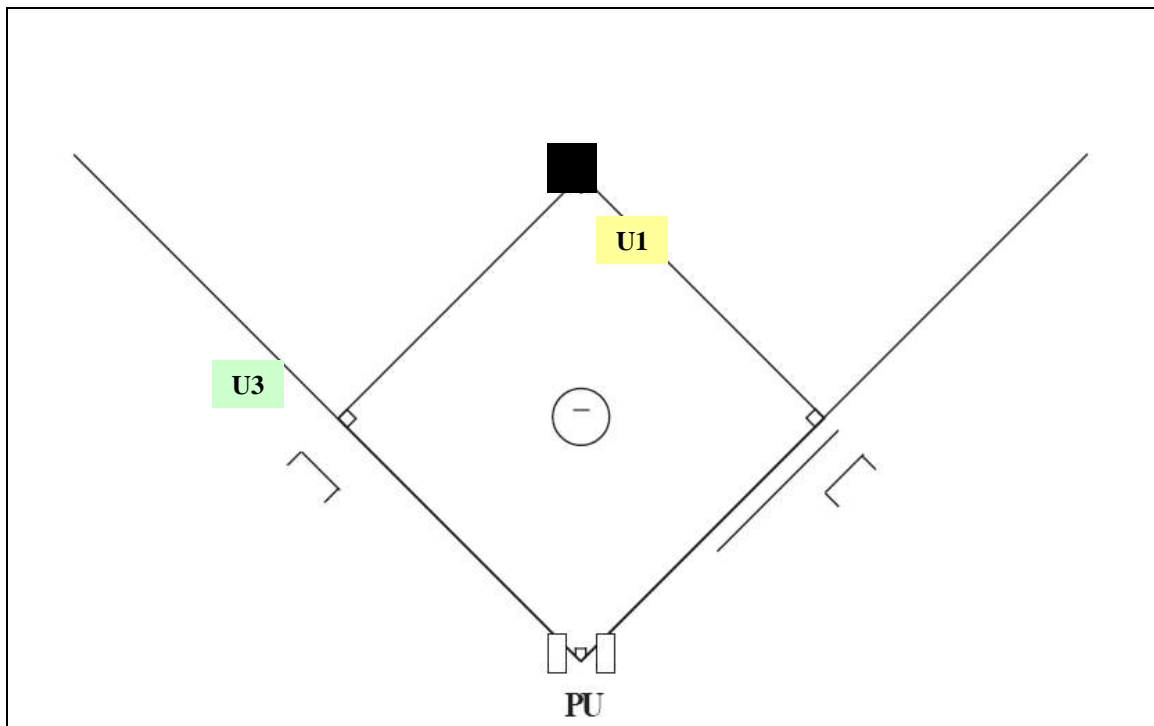


Figure 36

| 9.1 – 9.2 Runner on Second Base Only, General Principles | | |
|---|---|---|
| PU | U1 | U3 |
| Stay home. | Inside, first base side of infield, 10-12 feet from second base on edge of infield grass for all calls at 1 st & 2 nd . | 6-8 feet behind the third baseman with both feet in foul territory. |

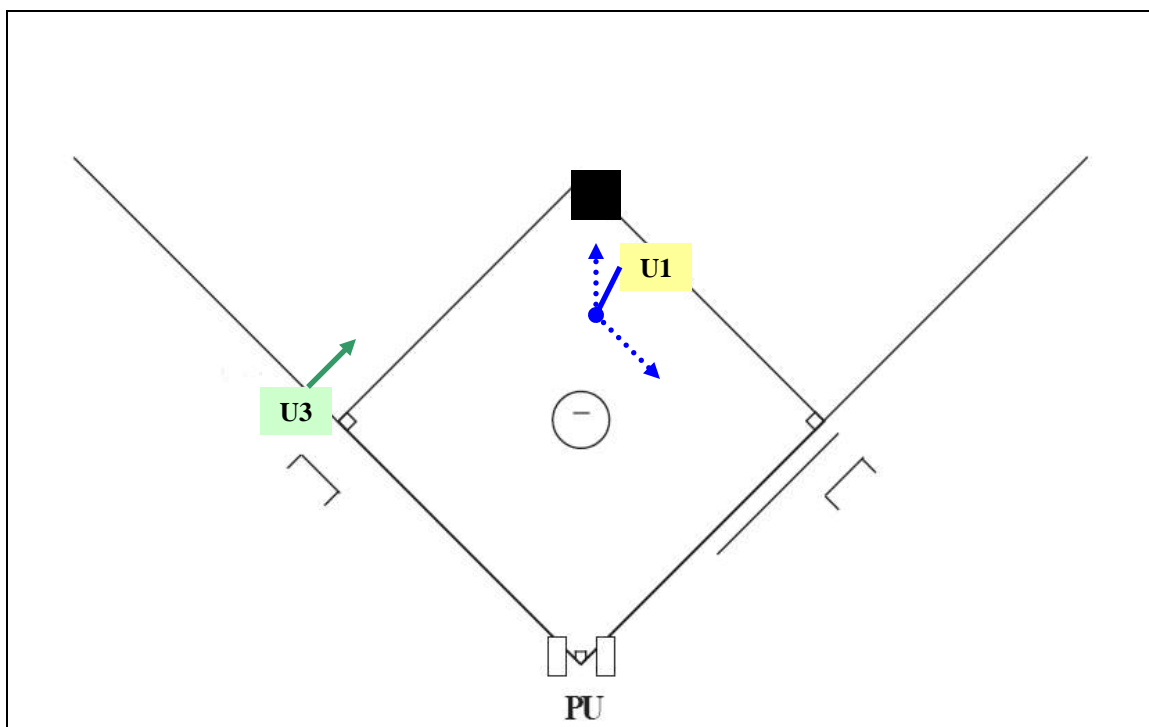


Figure 37

| 9.3 Runner on Second Base Only, Ball Hit to Infield, Base Coverage | | |
|--|--|--|
| PU | U1 | U3 |
| <u>Responsible for:</u> R2 at home, and BR at home. | <u>Responsible for:</u> R2 back into 2nd, BR at/touch of 1st, BR back into 1 st , BR to 2 nd , and BR back into 2 nd . | <u>Responsible for:</u> R2 to 3rd, R2 back into 3 rd , BR to 3 rd , and BR back into 3 rd . |

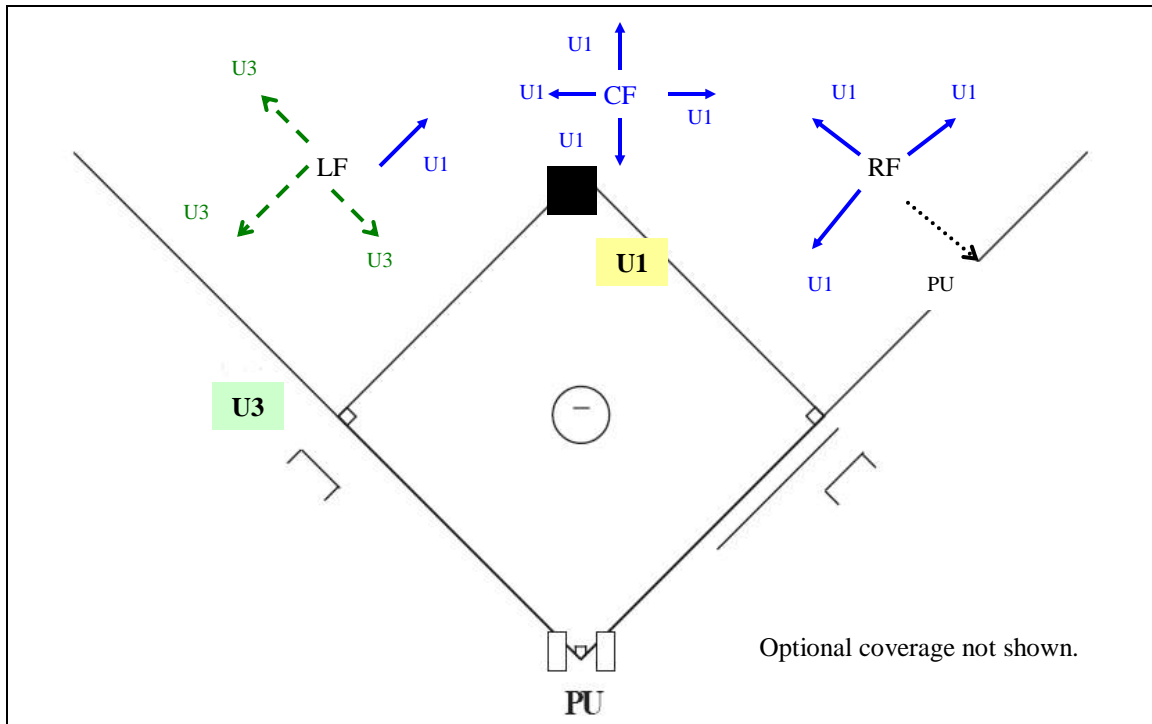


Figure 38

| 9.4 Runner on Second Base Only, Fly Ball & Line Drive Coverage | | |
|--|---|---|
| PU | U1 | U3 |
| <u>Responsible for:</u> Catch/No Catch of: Right Fielder moving to his LEFT. | <u>Responsible for:</u> Catch/No Catch of: Right fielder coming in, Right fielder going back, Right fielder moving to his RIGHT, All of Center fielder, and Left fielder moving to his LEFT | <u>Responsible for:</u> Catch/No Catch of: Left fielder coming in, Left fielder going back, and Left fielder moving to his RIGHT. |
| OPTIONAL COVERAGE (Not depicted above) | | |
| <u>Responsible for:</u> Catch/No Catch of: Right Fielder moving to his LEFT. | <u>Responsible for:</u> Catch/No Catch of: Right fielder coming in, Right fielder going back, Right fielder moving to his RIGHT, and Center fielder moving to his LEFT. | <u>Responsible for:</u> Catch/No Catch of: Center fielder coming in, Center fielder going back, Center fielder moving to his RIGHT, All of Left fielder. |

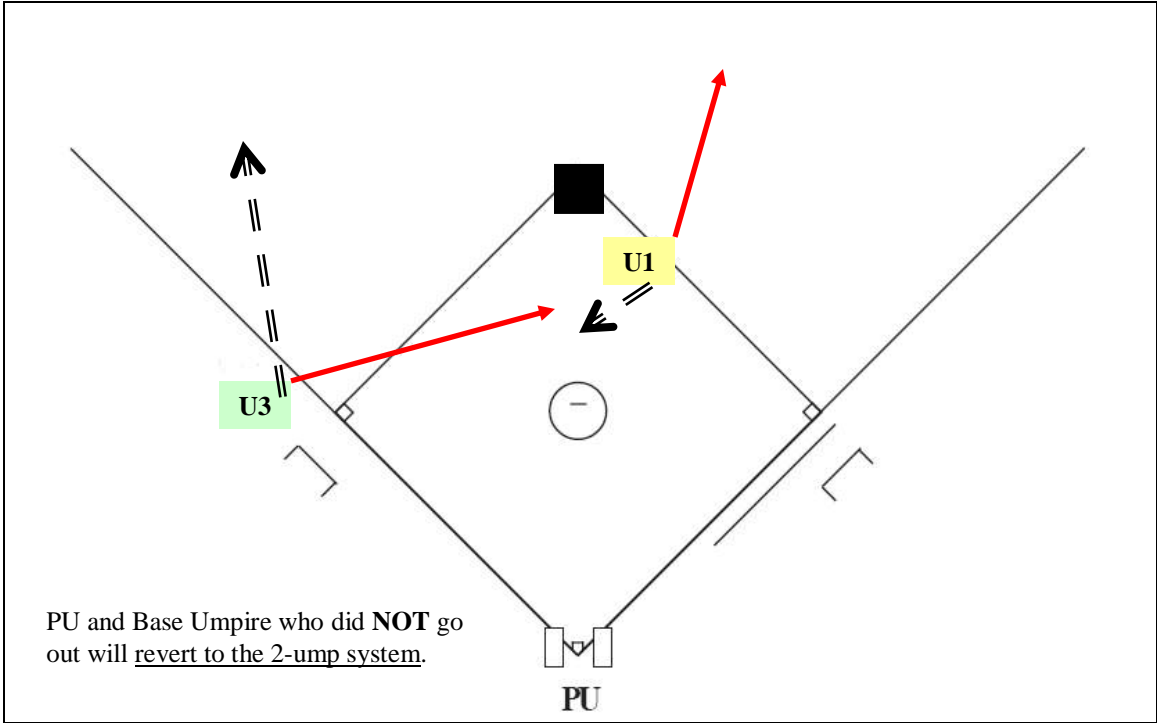


Figure 39

| 9.5 -9.6 Runner on Second Base Only, Base Umpire Goes Out | | |
|---|---|---|
| PU | U1 | U3 |
| Revert to two-umpire system. | Goes Out → | Move to center of infield for all plays on the bases. → Revert to two-umpire system |
| Revert to two-umpire system. | Moves to working area for all plays on the bases. == == == == ==> Revert to two-umpire system | Goes Out == == == == ==> |

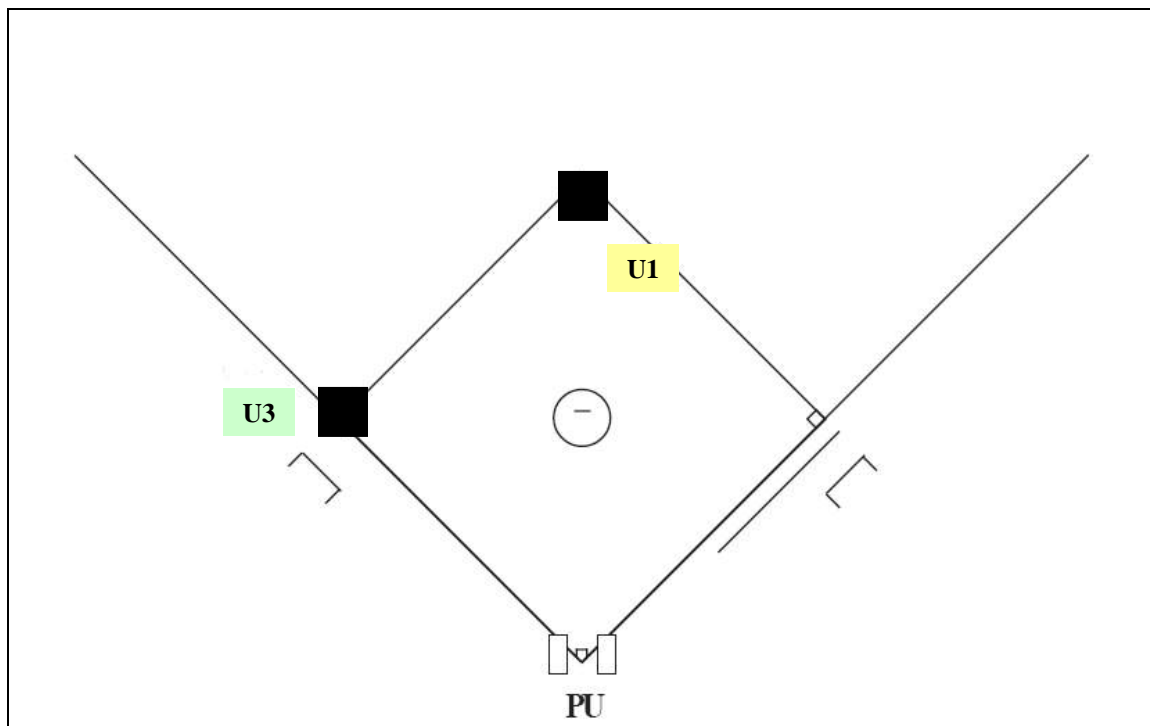


Figure 40

| 10.1 – 10.2 Runners on Second and Third, General Principles | | |
|---|---|---|
| PU | U1 | U3 |
| Stay home. | Inside, first base side of infield, 10-12 feet from second base on edge of infield grass for all calls at 1 st & 2 nd . | 6-8 feet behind the third baseman with both feet in foul territory. |

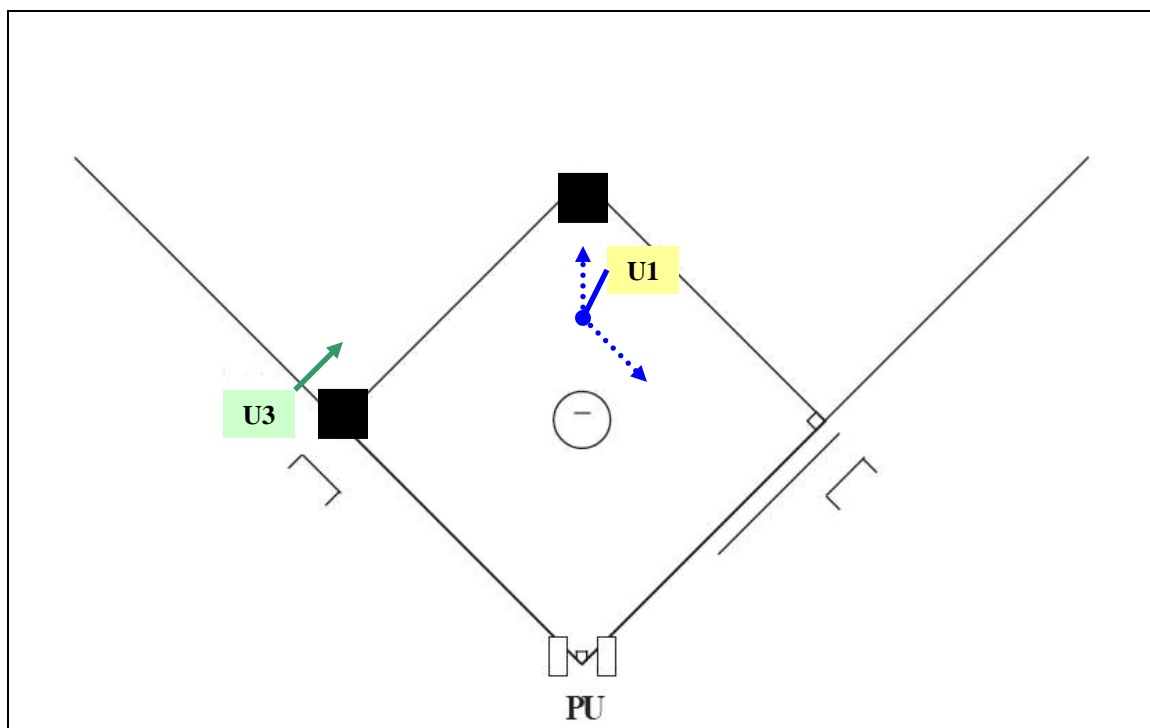


Figure 41

| 10.3 Runners on Second and Third, Ball Hit to Infield, Base Coverage | | |
|---|--|---|
| PU | U1 | U3 |
| <u>Responsible for:</u> R3 at home, R2 at home, and BR at home. | <u>Responsible for:</u> R2 back into 2nd, BR at/touch of 1st, BR back into 1 st , BR to 2 nd , and BR back into 2 nd . | <u>Responsible for:</u> R3 back into 3rd, R2 to 3rd, R2 back into 3 rd , BR to 3 rd , and BR back into 3 rd . |

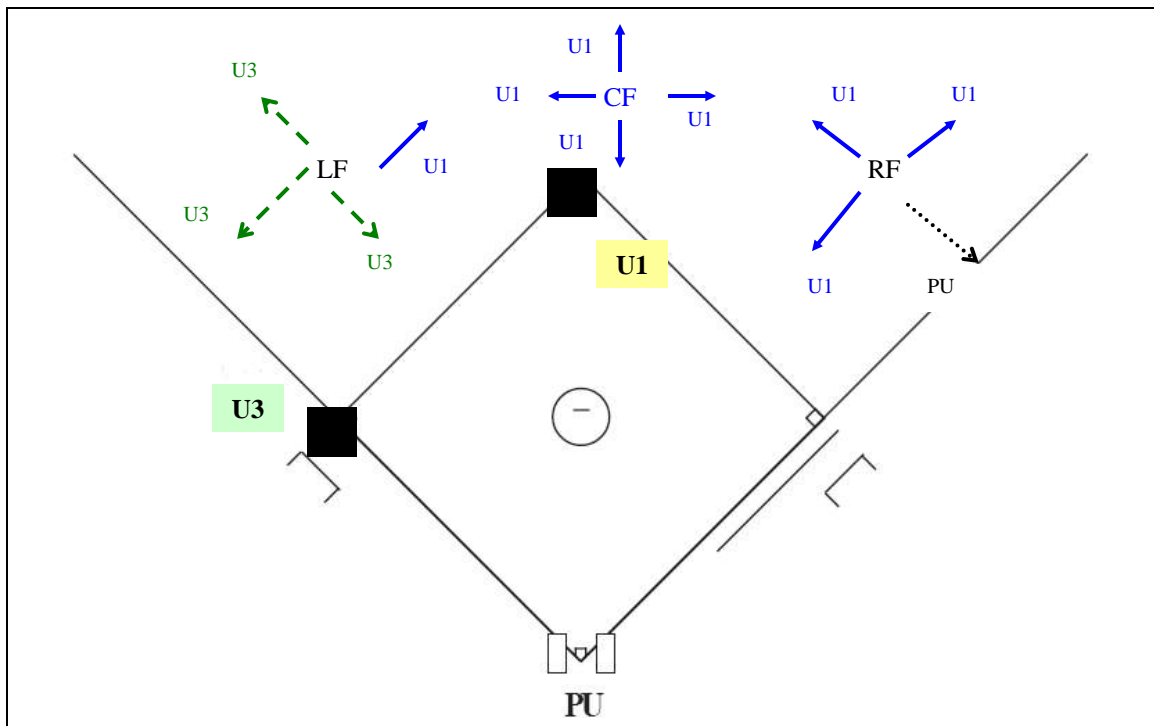


Figure 42

| 10.4. Runner on Second and Third, Fly Ball & Line Drive Responsibility | | |
|---|--|--|
| PU | U1 | U3 |
| <u>Responsible for:</u> Catch/No Catch of: Right Fielder moving to his LEFT. | <u>Responsible for:</u> Catch/No Catch of: Right fielder coming in, Right fielder going back, Right fielder moving to his RIGHT, All of Center fielder, and Left fielder moving to his LEFT. | <u>Responsible for:</u> Catch/No Catch of: Left fielder coming in, Left fielder going back, and Left fielder moving to his RIGHT. |

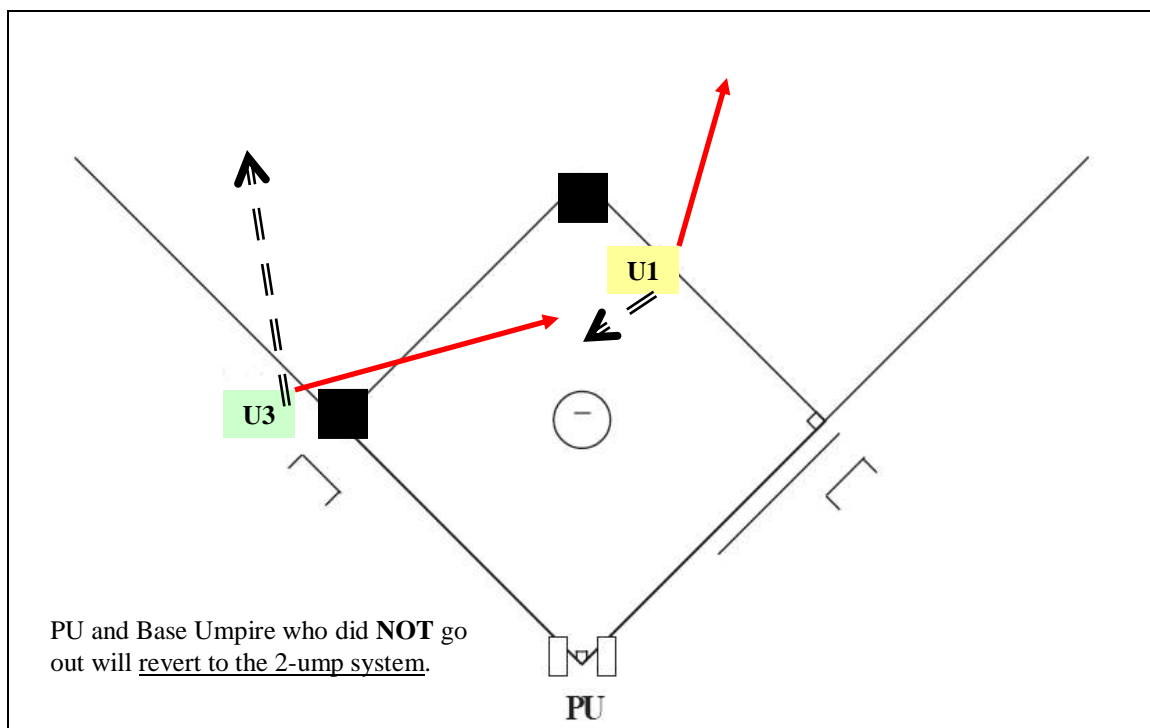


Figure 43

| 10.5 -10.6 Runners on Second and Third, Base Umpire Goes Out | | |
|--|--|--|
| PU | U1 | U3 |
| Revert to two-umpire system. | Goes Out | Move to center of infield for all plays on the bases. Revert to two-umpire system |
| Revert to two-umpire system. | Moves to working area for all plays on the bases. Revert to two-umpire system | Goes Out |

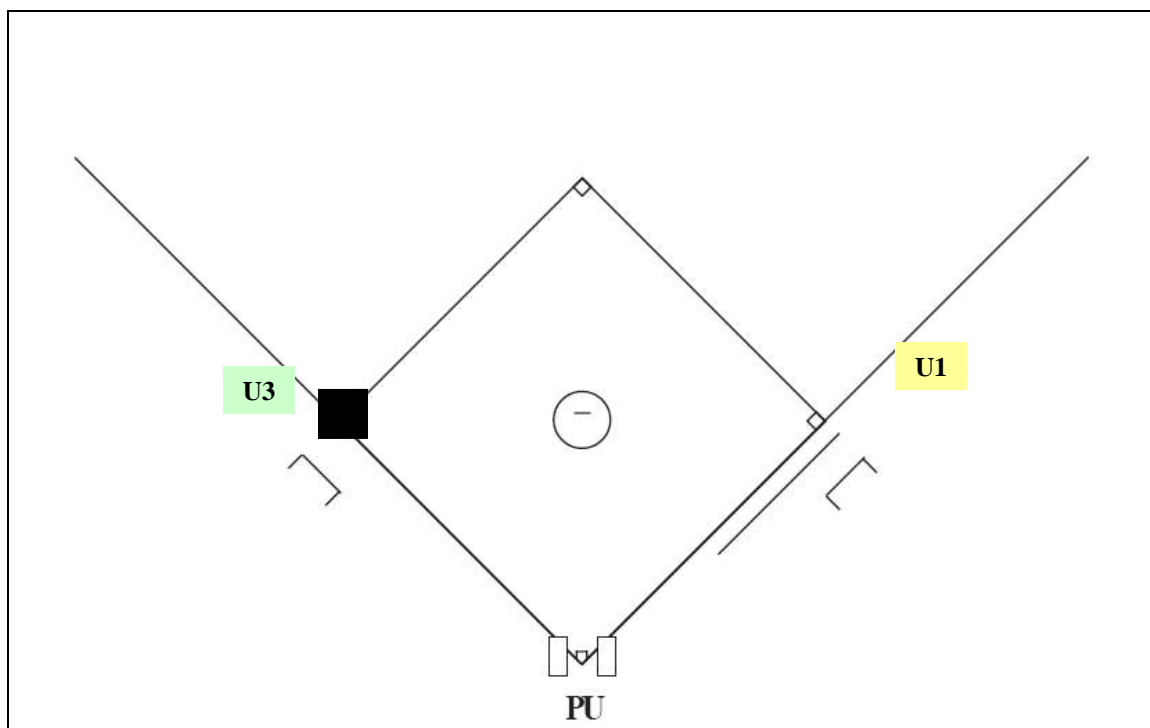


Figure 44

| 11.1 – 11.2 Runner on Third Base Only, General Principles | | |
|---|--|--|
| PU | U1 | U3 |
| | 10-12 feet behind the first baseman with both feet in foul territory | 6-8 feet behind the third baseman with both feet in foul territory |

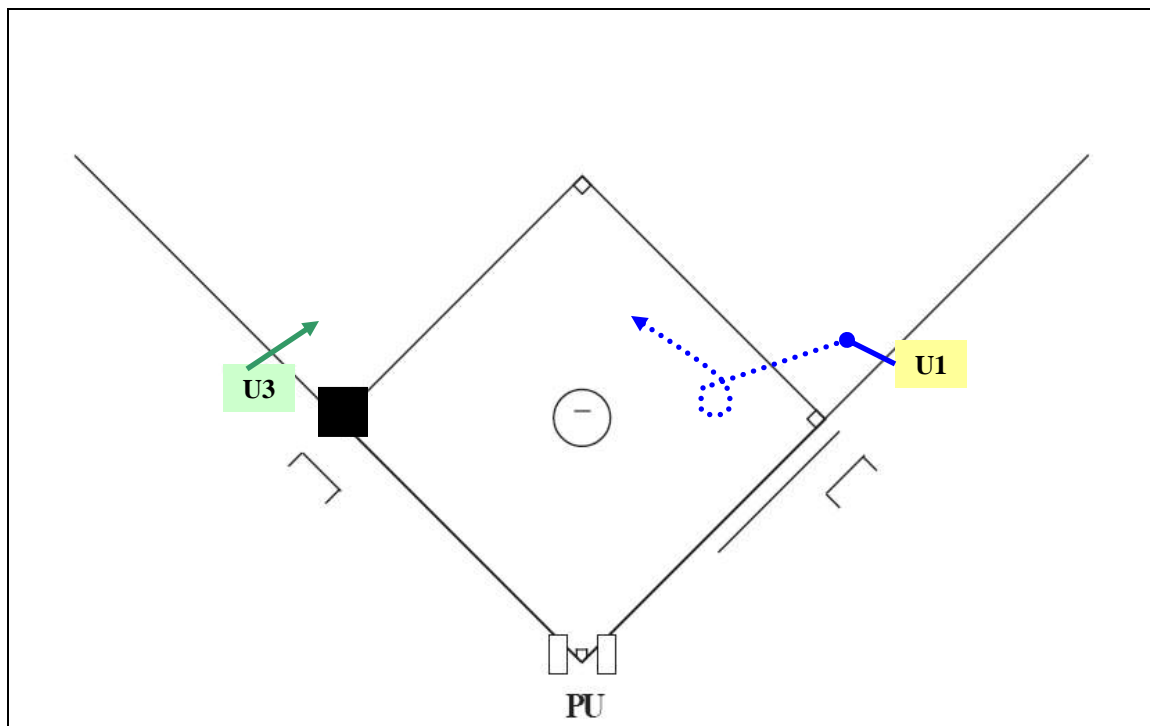


Figure 45

| 11.3 Runner on Third Base Only, Ball Hit to Infield | | |
|--|---|---|
| PU | U1 | U3 |
| Stay home. | Move to obtain angle/distance for probable play at 1 st . If ball is overthrown, pivot into infield for any plays at 1 st and 2 nd . | Remain at 3 rd base for possible play at 3 rd . |

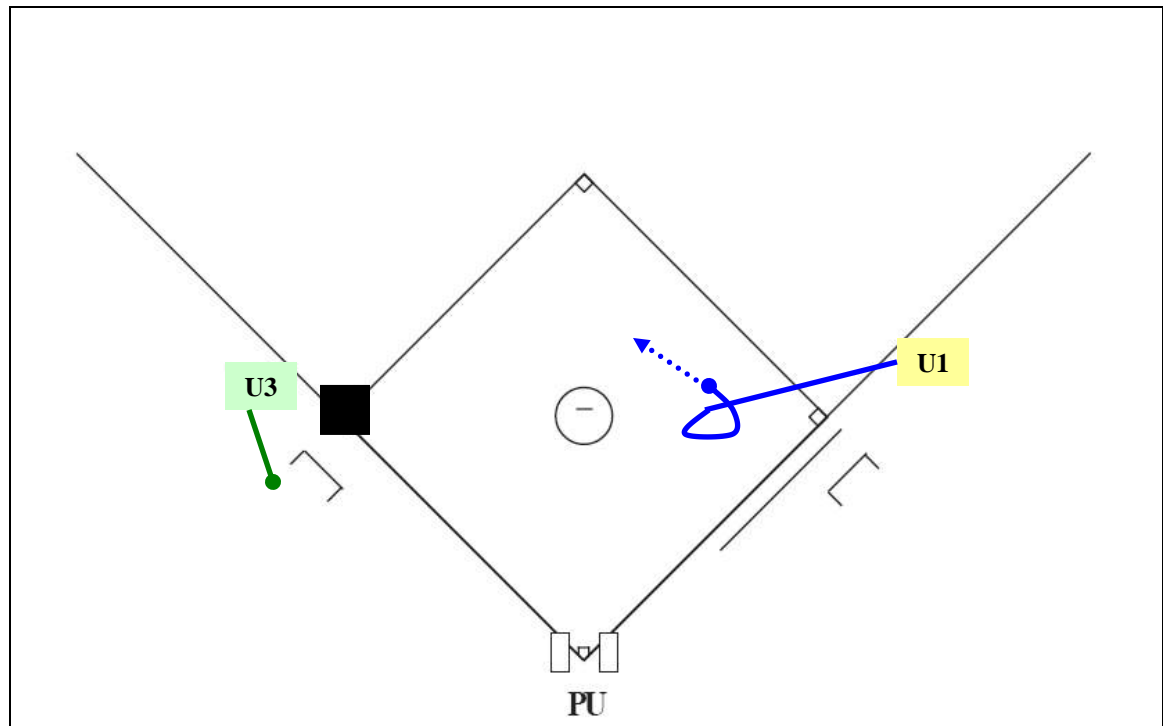


Figure 46

| 11.4 Runner on Third Base Only, Fly Ball, R3 Tagging Up | | |
|--|--|---|
| PU | U1 | U3 |
| Stay home. | Pivot in for all plays on BR at 1 st & 2 nd . | Obtain angle that lines up ball/fielder with R3 for tag up. |
| Responsible for: R3 at home , and BR at home. | Responsible for: BR touch of 1 st , BR back into 1 st , BR to 2 nd , and BR back into 2 nd . | Responsible for: R3 tag up of 3rd , R3 back into 3 rd , BR to 3 rd , and BR back into 3 rd . |

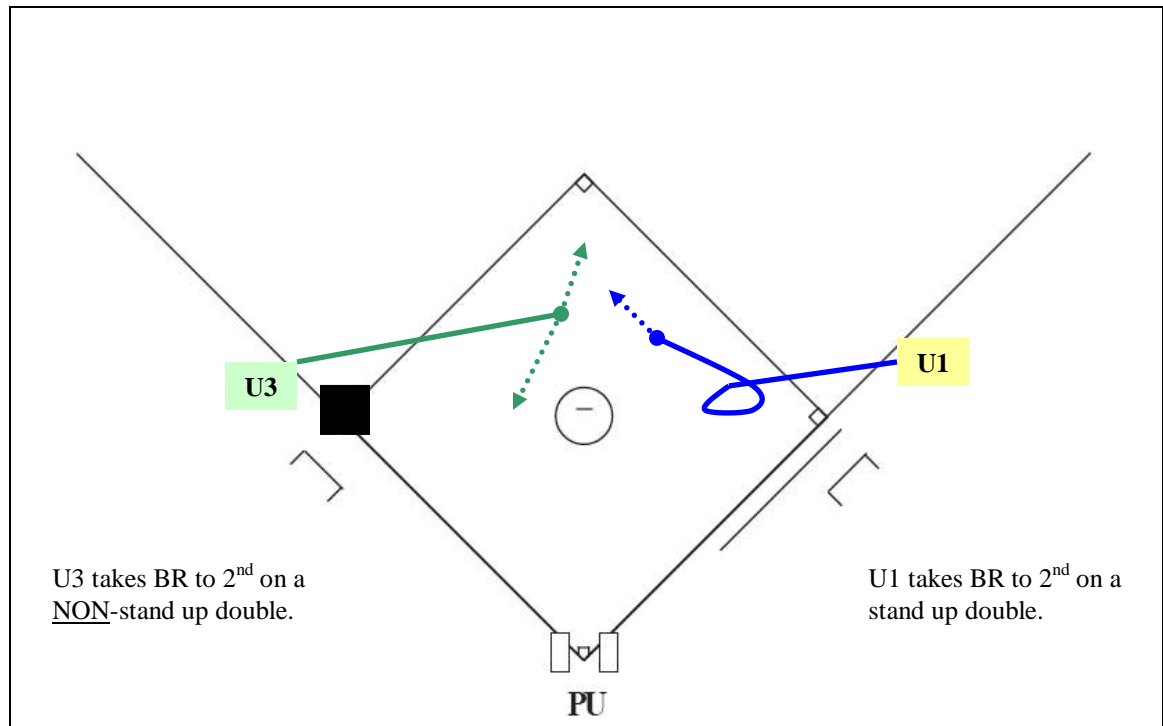


Figure 47

| 11.5 Runner on Third Base Only, Clean Base Hit | | |
|---|---|--|
| PU | U1 | U3 |
| Stay home. | Pivot in, take all plays at 1 st and if hit is a stand up double, take BR to 2 nd . | Moves into infield to take BR into 2 nd , except if hit is a stand up double, release plays at 2 nd to U1. |
| <u>Responsible for:</u> R3 at home, and BR at home. | <u>Responsible for:</u> BR touch of 1 st , BR back into 1 st , AND IF STAND UP DOUBLE BR to 2 nd , and BR back into 2 nd . | <u>Responsible for:</u> IF NOT A STAND UP DOUBLE BR to 2 nd , BR back into 2 nd , BR to 3 rd , and BR back into 3 rd . IF STAND UP DOUBLE BR to 3 rd , and BR back into 3 rd . |

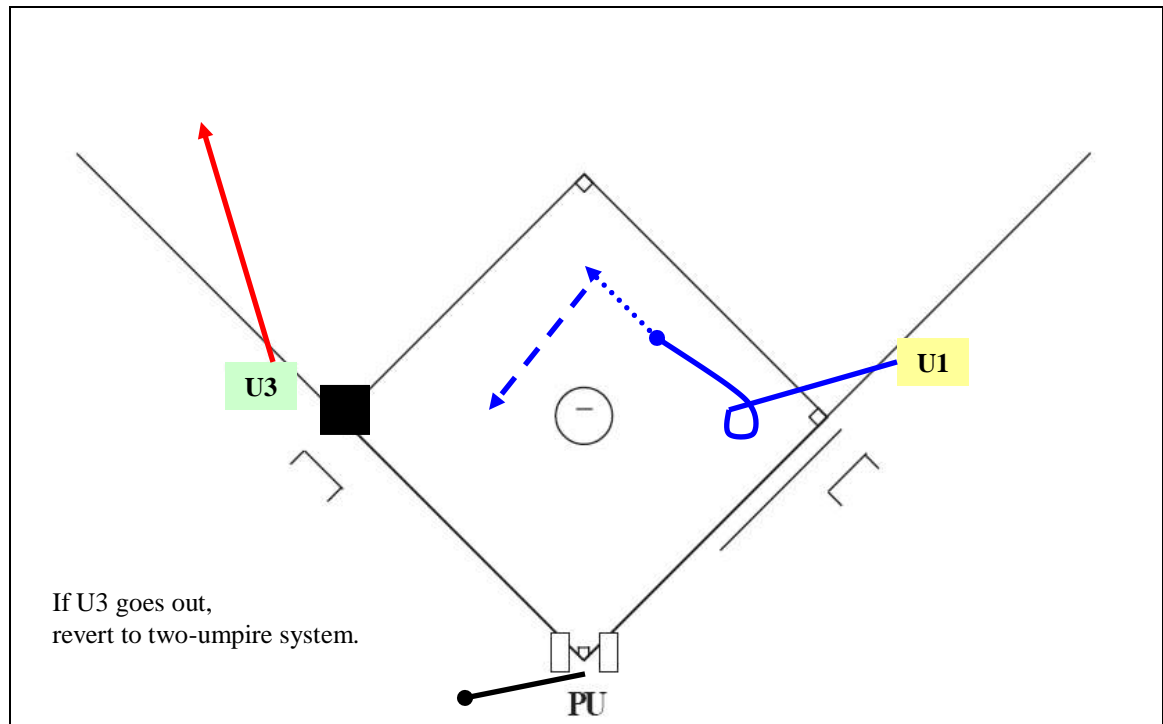


Figure 48

| 11.6 Runner on Third Base Only, U3 Goes Out | | |
|---|---|------------------|
| PU | U1 | U3 |
| <p>Swing out a few steps in foul territory on 3rd base side; line up ball/fielder with R3 for tag up. Get back to home for any play once there is a catch/touch/drop.</p> <p>Revert to two-umpire system.</p> <p><u>Responsible for:</u> R3 tag up at 3rd, R3 back into 3rd, R3 at home, and BR at home.</p> | <p>Pivot in for all plays at the bases.</p> <p>Revert to two-umpire system.</p> <p><u>Responsible for:</u> BR touch of 1st, BR back into 1st, BR to 2nd, BR back into 2nd, BR to 3rd, and BR back into 3rd.</p> | <p>Goes out.</p> |

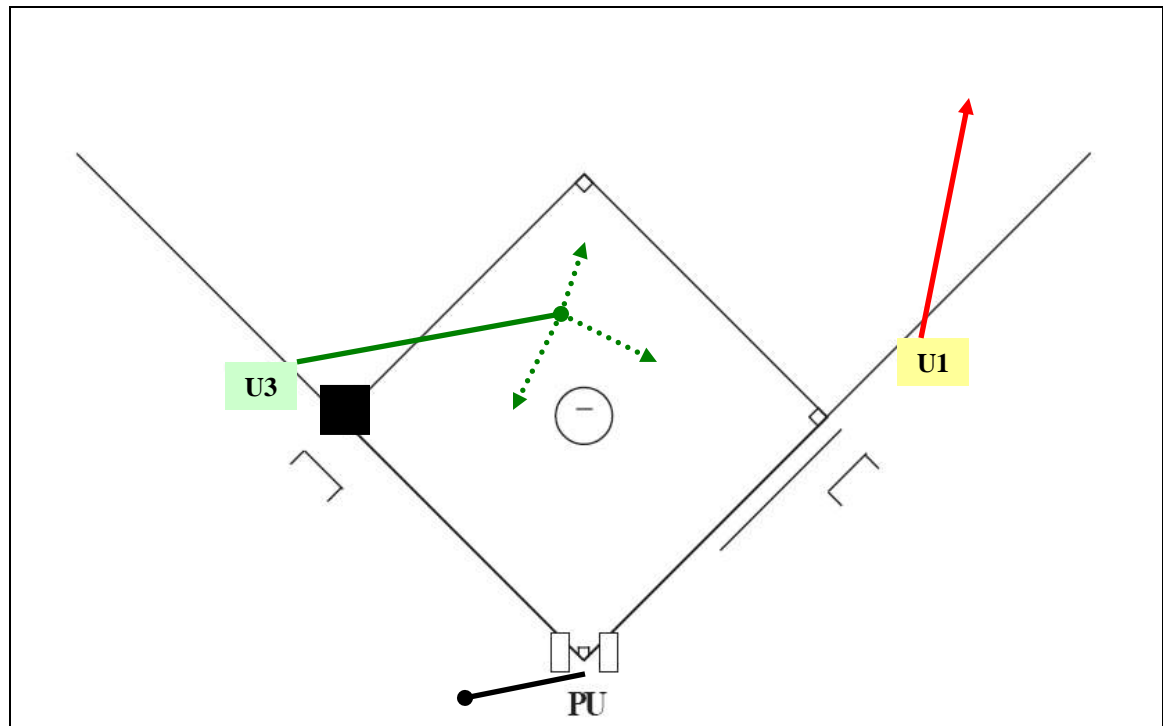


Figure 49

| 11.7 Runner on Third Base Only, U1 Goes Out | | |
|---|-------------------------|--|
| PU | U1 | U3 |
| <p>Swing out a few steps in foul territory on 3rd base side; line up ball/fielder with R3 for tag up. Get back to home for any play once there is a catch/touch/drop.</p> <p><u>Responsible for:</u> R3 tag up at 3rd, R3 back into 3rd, R3 at home, and BR at home.</p> | <p>Goes out.</p> | <p>Move into center of infield for all plays at the bases.</p> <p><u>Responsible for:</u> BR touch of 1st, BR back into 1st, BR to 2nd, BR back into 2nd, BR to 3rd, and BR back into 3rd.</p> |

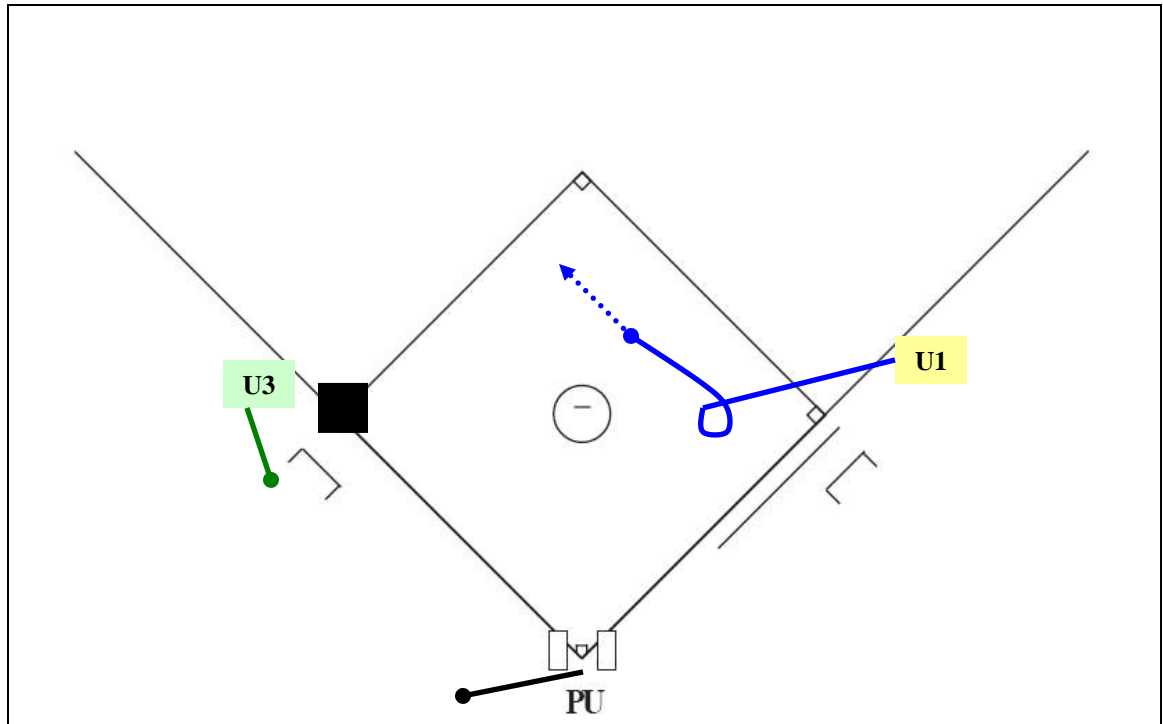


Figure 50

Rev 1

| 11.8 Runner on Third Base Only, Outfield Coverage and Tag Up Responsibility | | |
|---|---|---|
| PU | U1 | U3 |
| Stay home. | NO BASE UMPIRE GOES OUT. | |
| <u>Responsible for:</u> R3 at home, and BR at home. | Pivot into infield for all plays on BR at 1 st & 2 nd . <u>Responsible for:</u> BR touch of 1 st , BR back into 1 st , BR to 2 nd , and BR back into 2 nd . | Catch/No Catch responsibility for fly balls and line drives from left field to center field belongs to U3. Obtain angle that lines up ball/fielder with R3 for tag up. <u>Responsible for:</u> R3 tag up at 3 rd , R3 back into 3 rd , BR to 3 rd , and BR back into 3 rd . |
| See 1.5 (Figure 4) for outfield fly ball and line drive coverage. Same as with no runners. | | |

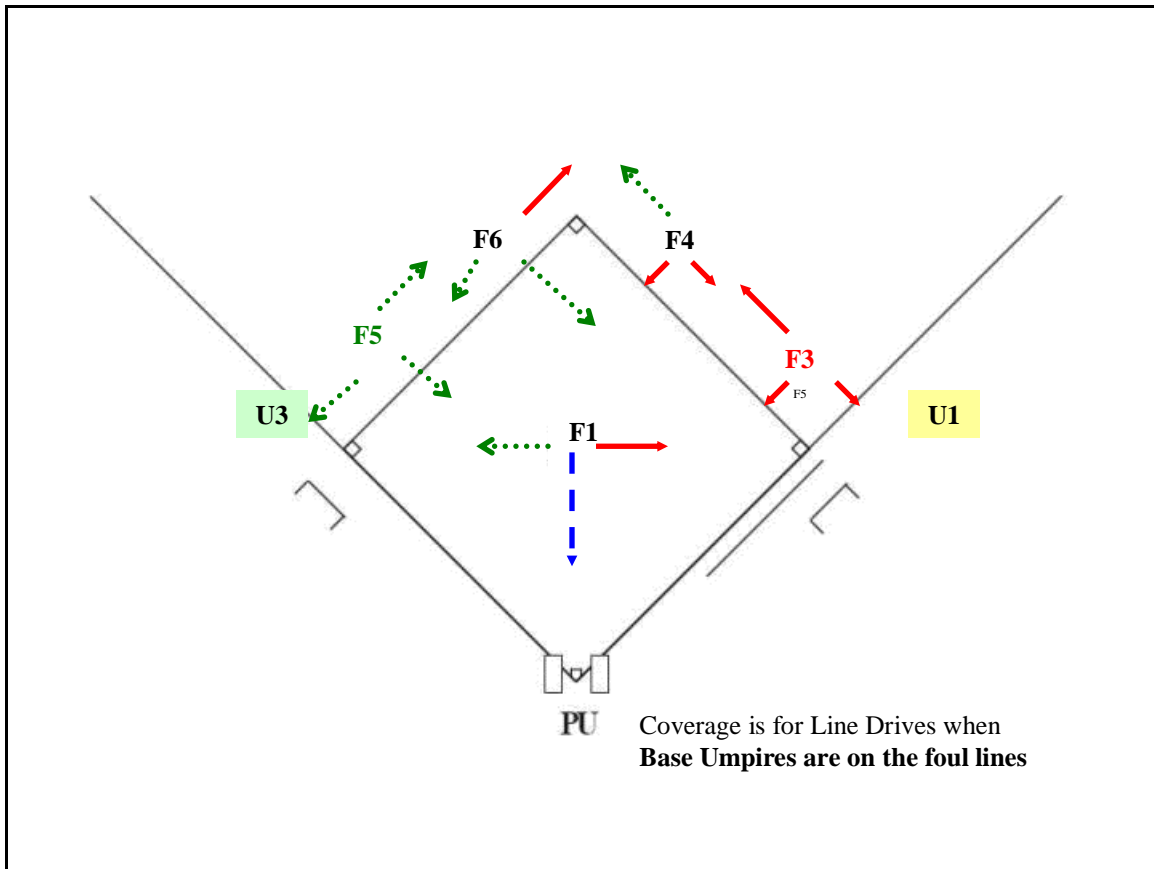


Figure 51

12.1 Infield Line Drive Responsibilities, Base Umpires on the Foul Lines

| PU | U1 | U3 |
|--------------------------|--|---|
| Straight at the pitcher. | All to first baseman, Second baseman straight in, Second baseman going toward 1 st base line, Shortstop moving toward 2 nd base, and Pitcher moving towards 1 st base line. | All to third baseman, Second baseman moving toward 2 nd base, Shortstop straight in, Shortstop moving toward 3 rd base line, and Pitcher moving toward 3 rd base line. |

Note: In most catch/no catch situations – the umpire who has the view of the ball going into the open glove will make the call. **DISCUSS AT THE PRE GAME CONFERENCE.**

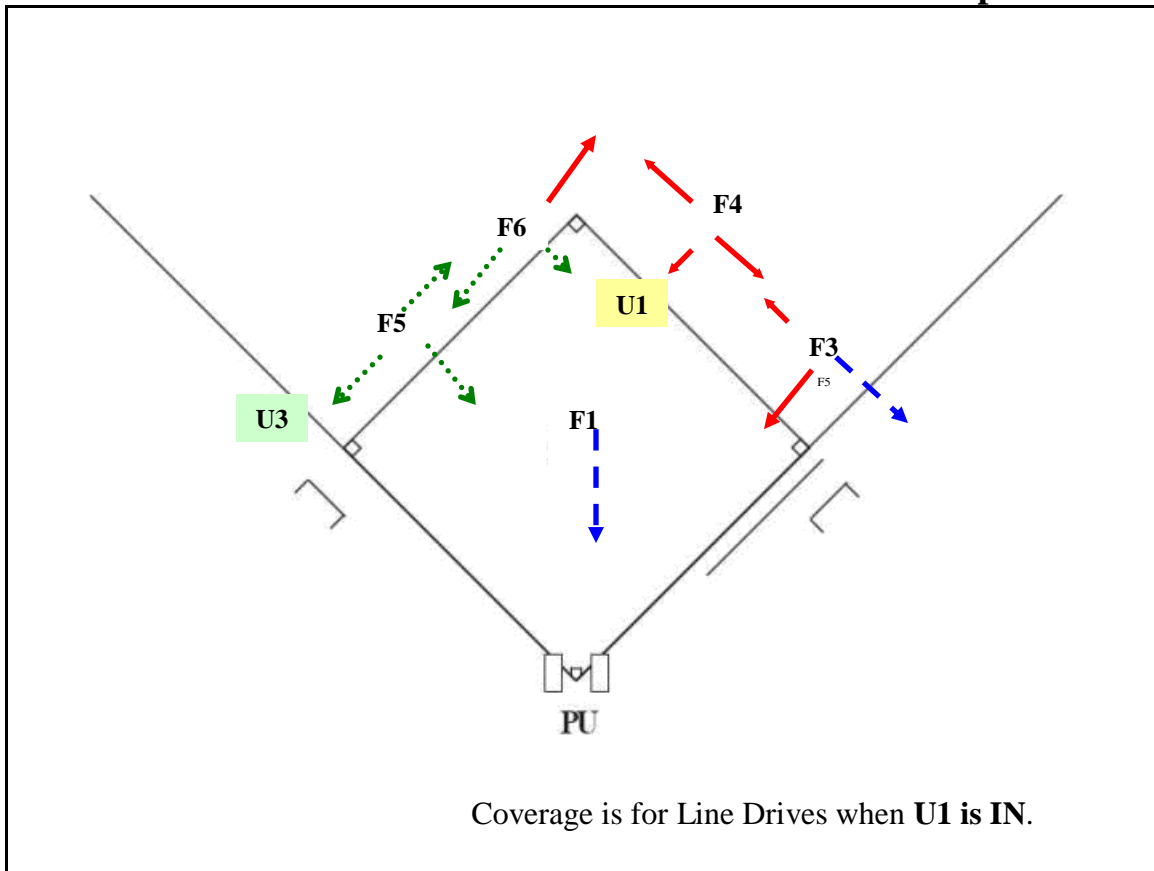


Figure 52

| 12.2 Infield Line Drive Responsibilities, First Base Umpire Inside | | |
|--|---|--|
| PU | U1 | U3 |
| Straight at the pitcher, and First baseman moving to his LEFT. | All to second baseman, First baseman straight in, First baseman moving to his RIGHT, and Shortstop moving to his LEFT. | All to third baseman, Shortstop straight in, and Shortstop moving to his LEFT. |
| Note: In most catch/no catch situations – the umpire who has the view of the ball going into the open glove will make the call. DISCUSS AT THE PRE GAME CONFERENCE. | | |

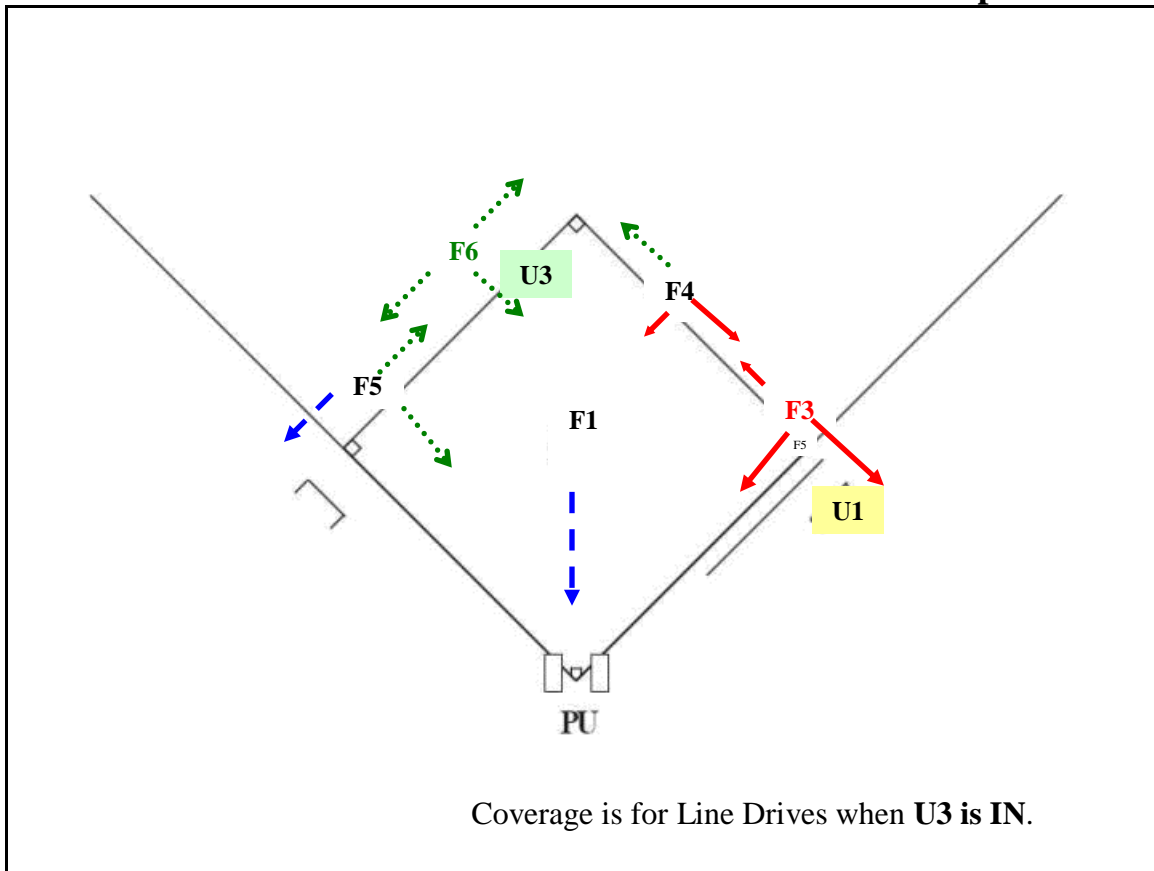


Figure 53

| 12.3 Infield Line Drive Responsibilities, Third Base Umpire Inside | | |
|--|--|--|
| PU | U1 | U3 |
| Straight at the pitcher, and Third baseman moving to his RIGHT. | All to first baseman, Second baseman straight in, Second baseman moving to his LEFT. | All to short stop, Third baseman straight in, Third baseman moving to his LEFT, and Second baseman moving to his RIGHT. |
| Note: In most catch/no catch situations – the umpire who has the view of the ball going into the open glove will make the call. DISCUSS AT THE PRE GAME CONFERENCE. | | |