

Four Umpire Mechanics

60-Foot Diamond

Use in conjunction with LLHQ text document in the
Field Mechanics Manual (60 Foot Diamond)

Revision 2017-03

1.1 General Principles	1
1.1.1 Fair/Foul Responsibility	2
1.1.2 Catch/No Catch Responsibility and Neutral Positions Between Innings	3
Neutral Positions Between Innings	3
2.1.1 No Runners, U1 Goes Out	4
2.1.2 No Runners, U2 Goes Out	5
2.1.3 No Runners, U3 Goes Out	6
3.1.1 Runner on First Only, U1 Goes Out	7
3.1.2 Runner on First Only, U2 Goes Out	8
3.1.3 Runner on First Only, U3 Goes Out	9
4.1.1 Runner on Second Only, U1 Goes Out	10
4.1.2 Runner on Second Only, U2 Goes Out	11
4.1.3 Runner on Second Only, U3 Goes Out	12
5.1.1 Runner on Third Only, U1 Goes Out	13
5.1.2 Runner on Third Only, U2 Goes Out	14
5.1.3 Runner on Third Only, U3 Goes Out	15
6.1.1 Runner on First and Second, U1 Goes Out	16
6.1.2 Runner on First and Second, U2 Goes Out	17
6.1.3 Runner on First and Second, U3 Goes Out	18
7.1.1 Runner on First and Third, U1 Goes Out	19
7.1.2 Runner on First and Third, U2 Goes Out	20
7.1.3 Runner on First and Third, U3 Goes Out	21
8.1.1 Runner on Second and Third, U1 Goes Out	22
8.1.2 Runner on Second and Third, U2 Goes Out	23
8.1.3 Runner on Second and Third, U3 Goes Out	24
9.1.1 Bases Loaded, U1 Goes Out	25
9.1.2 Bases Loaded, U2 Goes Out	26
9.1.3 Bases Loaded, U3 Goes Out	27

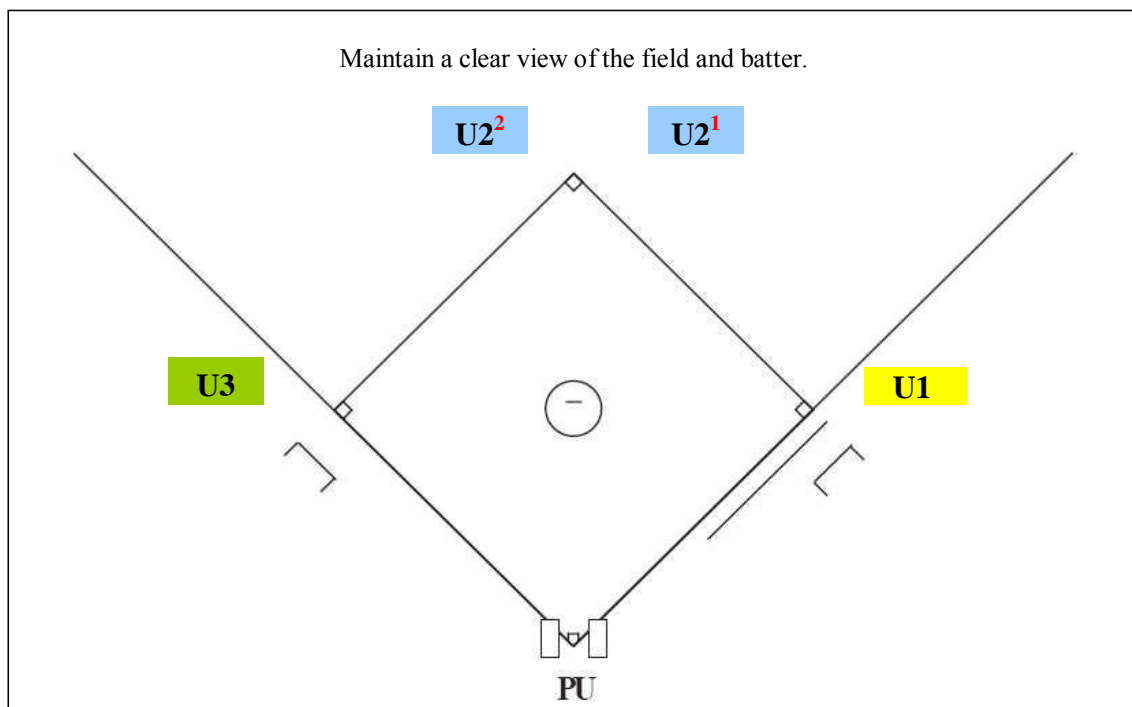


Figure 1

1.1 General Principles

PU	U1	U2	U3
Responsible for: All line drives and fly balls, except TROUBLE balls when a base umpire goes out. All plays at home.	Set up square to the plate, both feet in foul territory, and 10-12 feet behind 1 st baseman when in normal playing position. If 1 st baseman moves up, you move up, but never closer than 10-12 feet from bag. If 1 st baseman moves back reduce distance, but always stay 1-2 steps behind 1 st baseman.	Positioning determined by placement of runners. ¹ No Runner, R3 only, or Anytime R1 is on: Between 2 nd base and 2 nd baseman, on the outside of the infield, and <u>only 1-2 steps</u> into the outfield grass. ² R2 only, or R2 & R3 only: Between 2 nd base and SS, on the outside of the infield, and <u>only 1-2 steps</u> into the outfield grass.	Set up square to the plate, both feet in foul territory, and 10-12 feet behind 3 rd baseman when in normal playing position. If 3 rd baseman moves up, you move up, but never closer than 10-12 feet from bag. If 3 rd baseman moves back reduce distance, but always stay 1-2 steps behind 3 rd baseman.
On ALL routine balls to the outfield, U1 and U3 will position themselves for the best angle on play, staying "Chest to Ball". U2 will pivot into the infield On any TROUBLE ball to the outfield, one of the base umpires need to go out! Indicators of TROUBLE balls include: fielder moving toward the line (possible fair/foul), shoestring catch, multiple fielders converging, ball hit to the warning track, and when outfielder shows you his back for a catch attempt.			

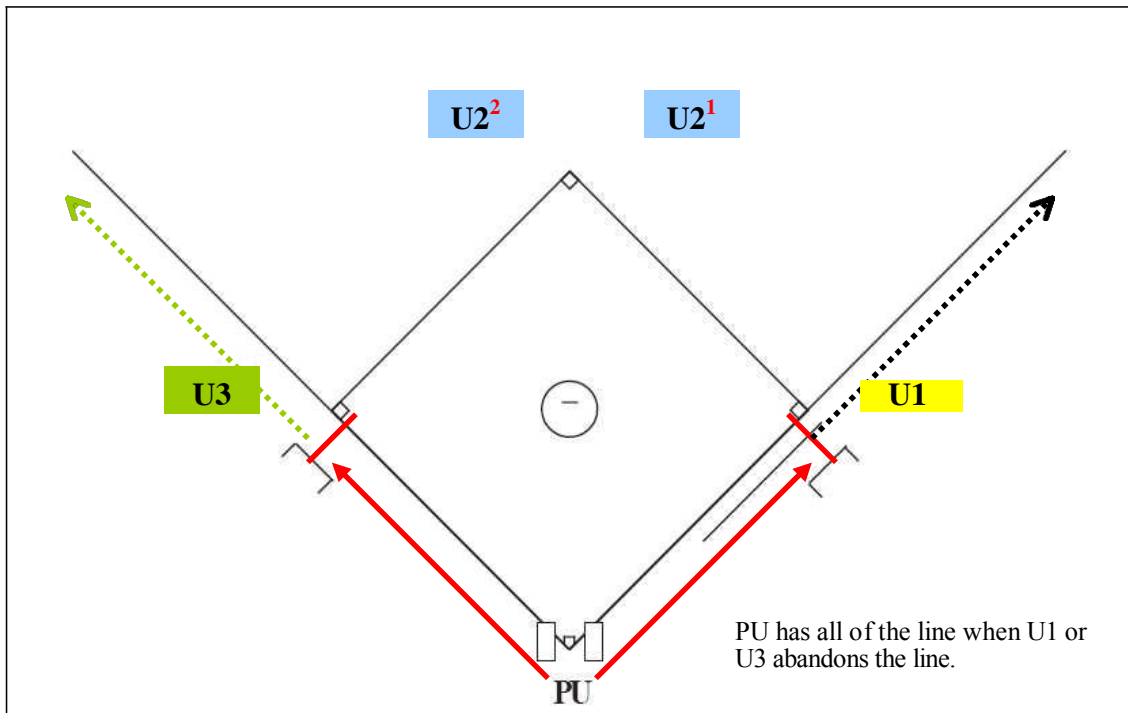


Figure 2

Rev1 (New)

1.1.1 Fair/Foul Responsibility

PU	U1	U2	U3
<p>The PU has the call on both lines up to but not including the base.</p> <p>Assumes entire foul line when U1 or U3 abandons the line.</p>	<p>Has the call on any bounding ball that reaches the front edge of the base and any line-drive/fly ball that is touched or touches between the front edge of base and umpire's chest.</p> <p>Also, has the call from the front edge of the base to foul pole when going out on a TROUBLE ball.</p>	<p>None</p>	<p>Has the call on any bounding ball that reaches the front edge of the base and any line-drive/fly ball that is touched or touches between the front edge of base and umpire's chest.</p> <p>Also, has the call from the front edge of the base to foul pole when going out on a TROUBLE ball.</p>

NOTE: If as the base umpire you are **100% certain** that you see a batted ball touch the batter and the plate umpire does not come up and call "Foul" or "Time"; then you should stop all play by loudly calling **"TIME"**!

Make certain to give the plate umpire a chance to make the call first. Once time has been called, you can then decide if the ball touched the batter in the box (foul) or out of the box (BR out).

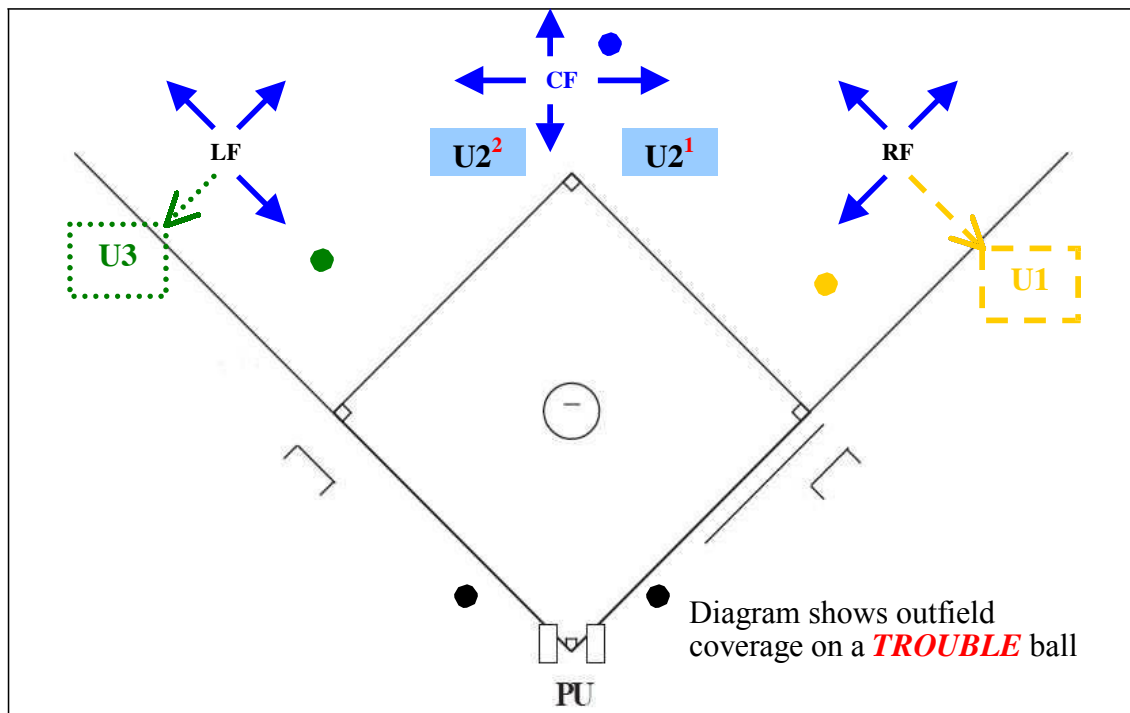


Figure 3

Rev1 (New)

1.1.2 Catch/No Catch Responsibility and Neutral Positions Between Innings

PU	U1	U2	U3
<p>The PU has ALL Catch/No-Catch calls in the infield and outfield,</p> <p>EXCEPTION</p> <p>If any base umpire goes out on a TROUBLE ball, then that base umpire will take the Catch/No Catch call.</p>	<p>Normally a base umpire will not have a Catch/No Catch call. However, if a base umpire does go out on a TROUBLE ball then the outfield coverage is:</p> <p>U1 has the Right Fielder going to the foul line.</p>	<p>Normally a base umpire will not have a Catch/No Catch call. However, if a base umpire does go out on a TROUBLE ball then the outfield coverage is:</p> <p>U2 has the Right Fielder coming in, going back and to his Right, all of the Center Fielder, and the Left Fielder coming in, going back and to his Left.</p>	<p>Normally a base umpire will not have a Catch/No Catch call. However, if a base umpire does go out on a TROUBLE ball then the outfield coverage is:</p> <p>U3 has the Left Fielder going to the foul line.</p>
Neutral Positions Between Innings			
<p>●</p> <p>On same side as team entering field for defensive play.</p>	<p>●</p> <p>Away from fielders warming up.</p>	<p>●</p> <p>Away from fielders warming up.</p>	<p>●</p> <p>Away from fielders warming up.</p>
<p>Base umpires will “break” from their neutral positions at the same time. An agreed upon signal, usually when the catcher throws the last warm up pitch to second, make eye contact and break to starting positions to arrive at the same time. Also determine in pre-game if Standing Set or Hands-on-Knee Set will be used. All Base Umpires will use the same set position.</p>			

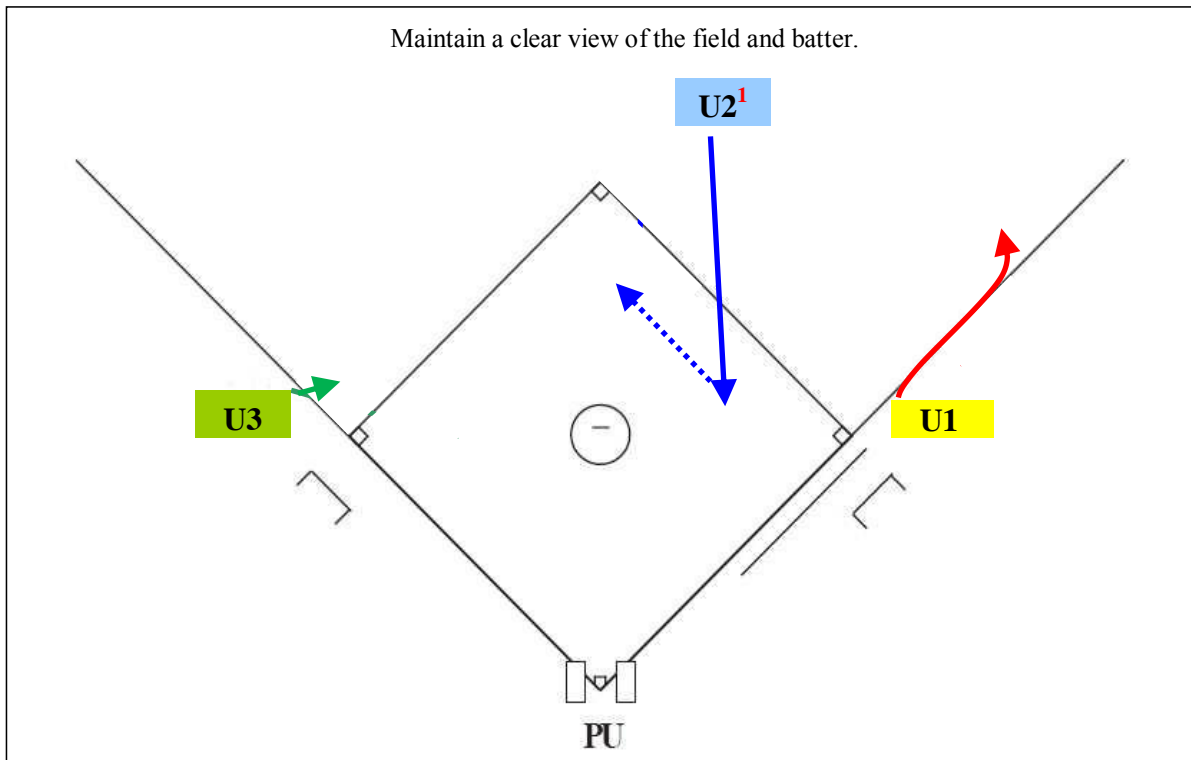


Figure 4

2.1.1 No Runners, U1 Goes Out

PU	U1	U2	U3
<p>Clear the catcher to the left and observe play from foul territory.</p> <p><u>Responsible for:</u> BR at Home</p>	<p>Goes out on the <i>TROUBLE</i> ball.</p> <p><u>Responsible for:</u> Fair/foul decision if hit near the foul line, and Catch/no catch call.</p> <p>Must see the ball fielded and thrown back to infield.</p> <p>Stays out until the play has ended.</p>	<p>¹ <u>No Runner or R3 only</u> U2 sets up between 2nd base and 2nd baseman, on the outside of the infield, and only 1-2 steps into the outfield grass</p> <p>Pivots into the infield in direction of 1st base cut-out for all plays at 1st and 2nd.</p> <p><u>Responsible for:</u> BR touch of 1st, BR back into 1st, BR to 2nd, and BR back into 2nd.</p>	<p>Steps into fair territory staying "Chest to Ball" for all plays at 3rd.</p> <p><u>Responsible for:</u> BR to 3rd, and BR back into 3rd.</p>

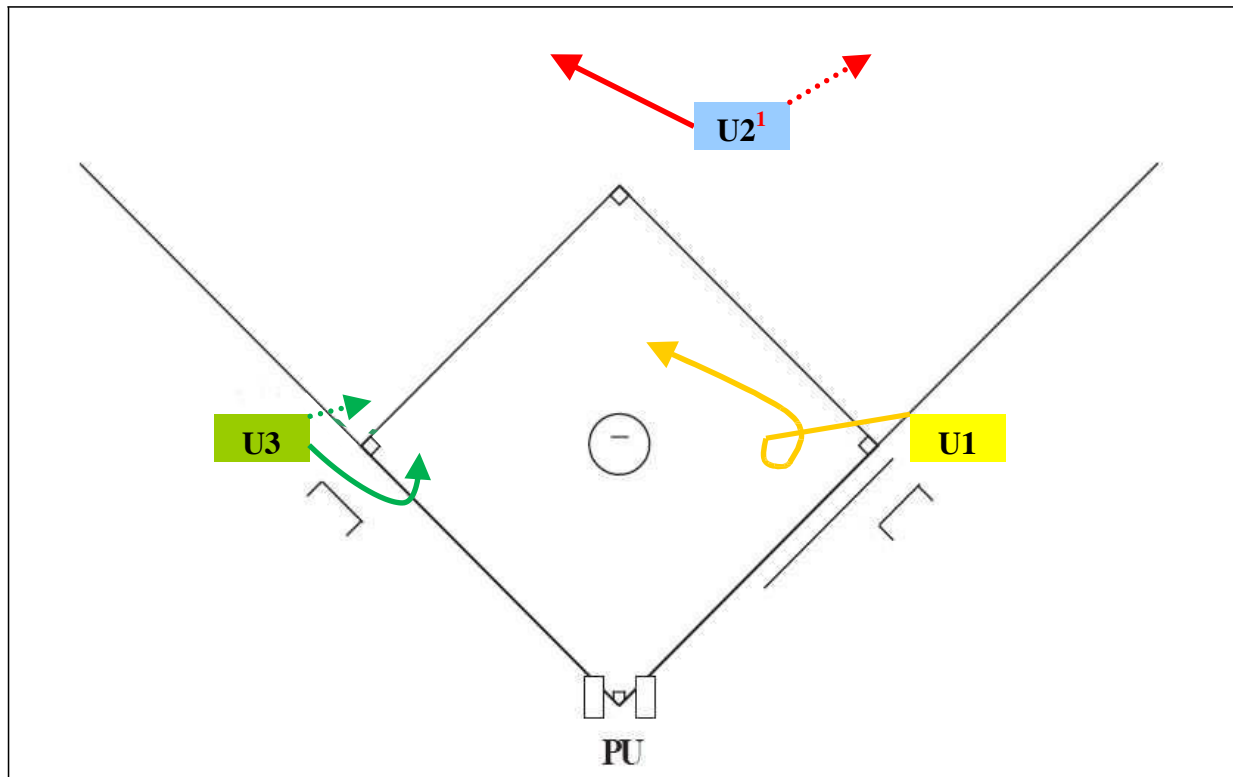


Figure 5

2.1.2 No Runners, U2 Goes Out

PU	U1	U2	U3
<p>Clear the catcher to the left and observe play from foul territory.</p> <p><u>Responsible for:</u> BR at Home</p>	<p>Pivot into area at 1st base cut-out all plays at 1st and 2nd.</p> <p><u>Responsible for:</u> BR touch of 1st, BR back into 1st, BR to 2nd, and BR back into 2nd.</p>	<p>¹ <u>No Runner or R3 only</u> U2 sets up between 2nd base and 2nd baseman, on the outside of the infield, and only 1-2 steps into the outfield grass</p> <p>Goes out on the TROUBLE ball.</p> <p><u>Responsible for:</u> Catch/no catch call.</p> <p>Must see ball fielded and thrown back to infield.</p> <p>Stays out until the play has ended.</p>	<p>Depending on location of ball move into fair territory staying "Chest to Ball" for ALL plays at 3rd.</p> <p>Ball to: LF to LCF - J-Hook LCF to RF - step in</p> <p><u>Responsible for:</u> BR to 3rd, and BR back into 3rd.</p>

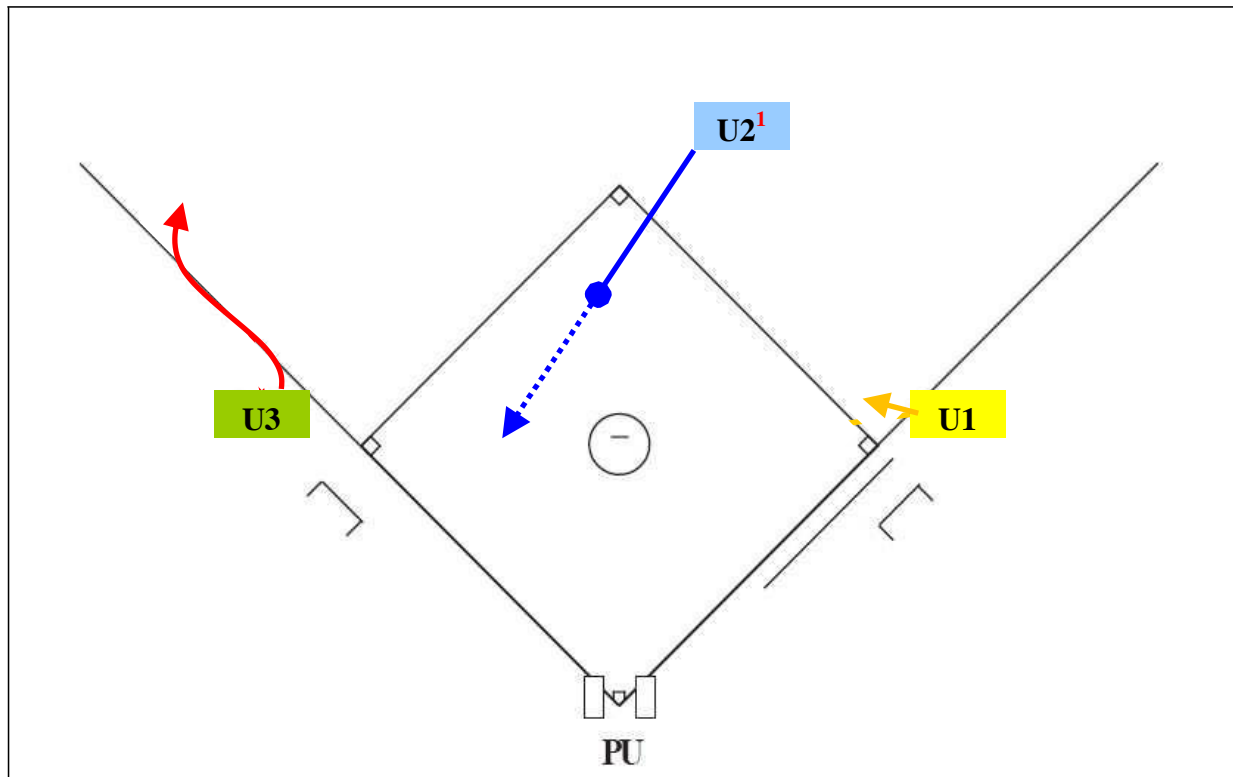


Figure 6

2.1.3 No Runners, U3 Goes Out

PU	U1	U2	U3
Clear the catcher to the left and observe play from foul territory. <u>Responsible for:</u> BR at Home	Steps into fair territory staying "Chest to Ball" for all plays at 1 st . <u>Responsible for:</u> BR touch of 1 st , and BR back into 1 st .	¹ <u>No Runner or R3 only</u> U2 sets up between 2 nd base and 2 nd baseman, on the outside of the infield, and only 1-2 steps into the outfield grass Pivots into the infield for all plays at 2 nd and 3 rd . <u>Responsible for:</u> BR to 2 nd , BR back into 2 nd , BR to 3 rd , and BR back into 3 rd .	Goes out on the <i>TROUBLE</i> ball. <u>Responsible for:</u> Catch/no catch call. Must see ball fielded and thrown back to infield. Stays out until the play has ended.

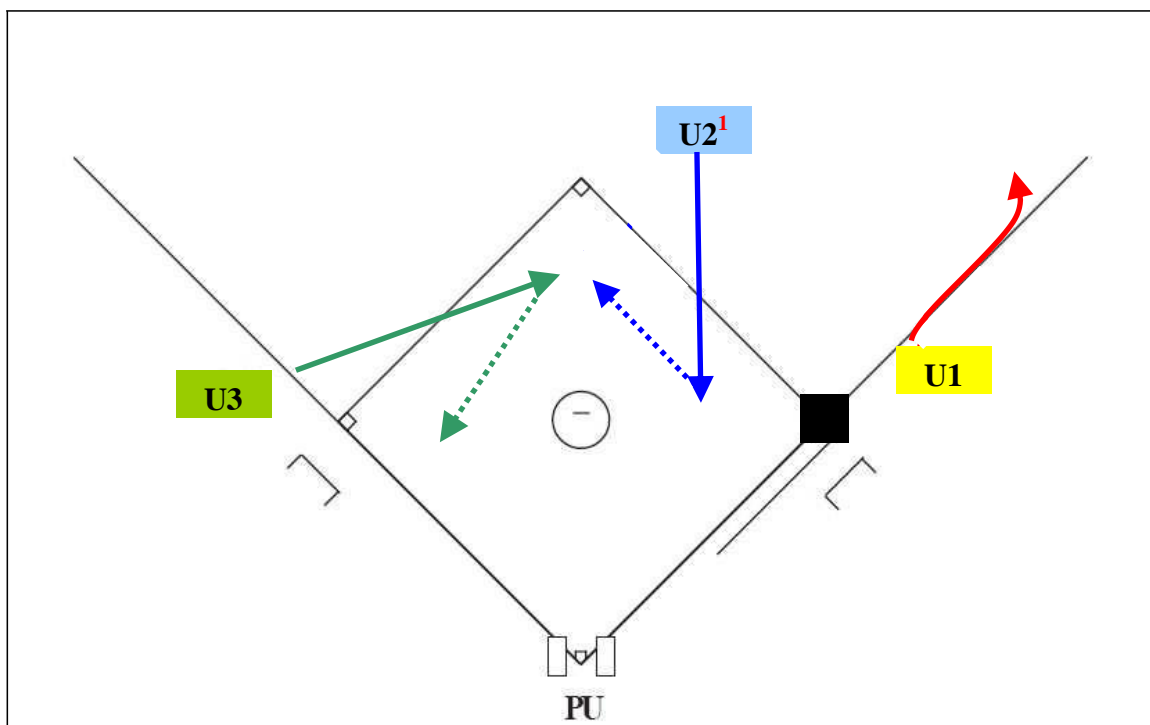


Figure 7

Rev1 (Corrected)

3.1.1 Runner on First Only, U1 Goes Out

PU	U1	U2	U3
<p>Clear the catcher to the left and observe play from foul territory.</p> <p>Responsible for: R1 at Home, and BR at Home</p>	<p>Goes out on the TROUBLE ball.</p> <p>Responsible for: Fair/foul decision if hit near the foul line, and Catch/no catch call.</p> <p>Must see ball fielded and thrown back to infield.</p> <p>Stays out until the play has ended.</p>	<p>¹ <u>Anytime R1 is on</u> U2 sets up between 2nd base and 2nd baseman, on the outside of the infield, and only 1-2 steps into the outfield grass</p> <p>Pivots into the infield in direction of 1st base cut-out for ALL plays at 1st and plays on the BR at 2nd.</p> <p>Responsible for: R1 tag up at 1st, R1 back into 1st, BR touch of 1st,</p> <p>BR back into 1st, BR to 2nd, and BR back into 2nd.</p>	<p>Moves into the infield in direction of 2B cut-out for plays on R1 at 2nd and ALL plays at 3rd.</p> <p>Responsible for: R1 to 2nd, R1 back into 2nd, R1 to 3rd, and R1 back into 3rd. BR to 3rd, and BR back into 3rd.</p>

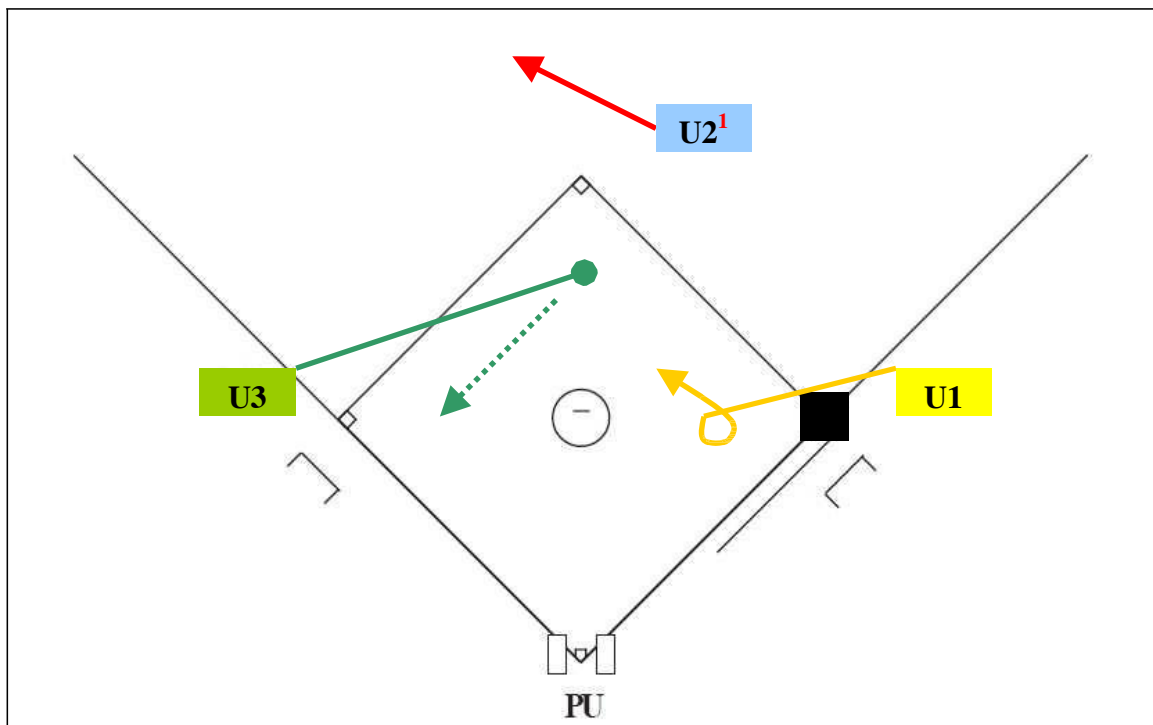


Figure 8

3.1.2 Runner on First Only, U2 Goes Out

PU	U1	U2	U3
<p>Clear the catcher to the left and observe play from foul territory.</p> <p>Responsible for: R1 at Home, and BR at Home</p>	<p>Pivot into area at 1st base cut-out for ALL plays at 1st and plays on the BR at 2nd.</p> <p>Responsible for: R1 tag up at 1st, R1 back into 1st, BR touch of 1st, BR passing runner, BR back into 1st, BR to 2nd, and BR back into 2nd.</p>	<p>¹ <u>Anytime R1 is on</u> U2 sets up between 2nd base and 2nd baseman, on the outside of the infield, and only 1-2 steps into the outfield grass</p> <p>Goes out on the TROUBLE ball.</p> <p>Responsible for: Catch/no catch call.</p> <p>Must see ball fielded and thrown back to infield.</p> <p>Stays out until the play has ended.</p>	<p>Movess into the infield in direction of 2B cut-out for plays on R1 at 2nd and ALL plays at 3rd.</p> <p>Responsible for: R1 to 2nd, R1 back into 2nd, R1 to 3rd, and R1 back into 3rd. BR to 3rd, and BR back into 3rd.</p>

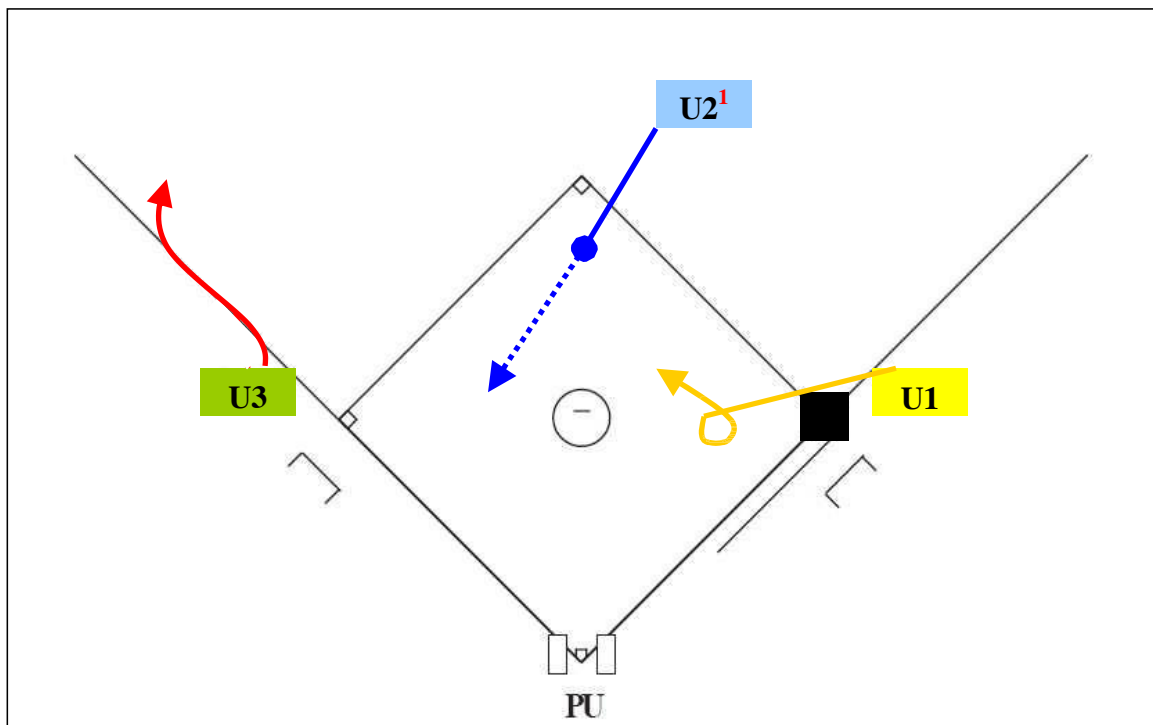


Figure 9

3.1.3 Runner on First Only, U3 Goes Out

PU	U1	U2	U3
<p>Clear the catcher to the left and observe play from foul territory.</p> <p>Responsible for: R1 at Home, and BR at Home</p>	<p>Pivot into area at 1st base cut-out for ALL plays at 1st and plays on the BR at 2nd.</p> <p>Responsible for: R1 tag up at 1st, R1 back into 1st, BR touch of 1st, BR passing runner, BR back into 1st, BR to 2nd, and BR back into 2nd.</p>	<p>¹ Anytime R1 is on</p> <p>U2 sets up between 2nd base and 2nd baseman, on the outside of the infield, and only 1-2 steps into the outfield grass</p> <p>Pivots into the infield for plays on R1 at 2nd and ALL plays at 3rd.</p> <p>Responsible for: R1 to 2nd, R1 back into 2nd, R1 to 3rd, R1 back into 3rd. BR to 3rd, and BR back into 3rd.</p>	<p>Goes out on the TROUBLE ball.</p> <p>Responsible for: Fair/foul decision if hit near the foul line, and Catch/no catch call.</p> <p>Must see ball fielded and thrown back to infield.</p> <p>Stays out until the play has ended.</p>

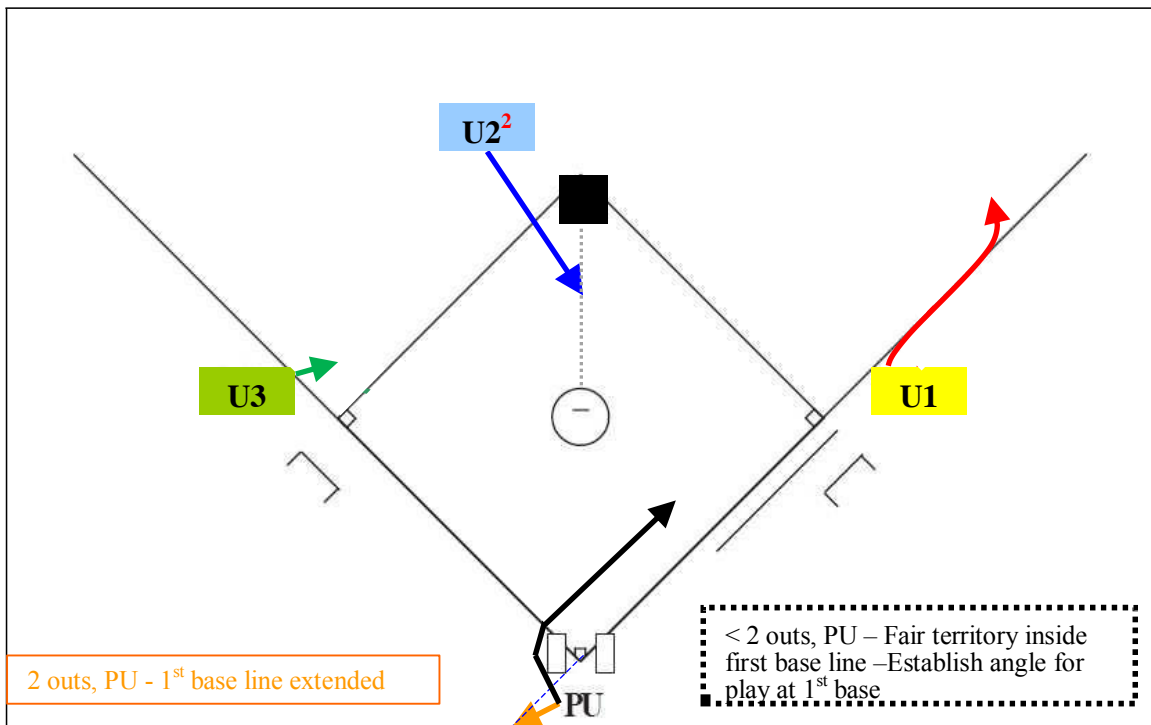


Figure 10

4.1.1 Runner on Second Only, U1 Goes Out

PU	U1	U2	U3
<p>LESS THAN 2 OUTS: Clear the catcher to left. Read U1 going out, and move up the 1st base line in fair territory. Establish angle for play at 1st base.</p> <p>Responsible for: BR touch of 1st, BR back into 1st, R2 at home, and BR at home.</p> <p>WITH TWO OUTS: Stays in foul territory on first baseline extended.</p> <p>Responsible for: BR touch of 1st, BR back into 1st, R2 at home, and BR at home</p>	<p>Goes out on the TROUBLE ball.</p> <p>Responsible for: Fair/foul decision if hit near the foul line, and Catch/no catch call.</p> <p>Must see ball fielded and thrown back to infield.</p> <p>Stays out until the play has ended.</p>	<p>² <u>R2 only, R2 & R3 only</u> U2 sets up between 2nd base and shortstop, on the outside of the infield, and only 1-2 steps into the outfield grass</p> <p>Pivots into the infield for ALL plays at 2nd. Does not cross imaginary line from 2B to pitcher's mound</p> <p>Responsible for: R2 tag up at 2nd, R2 back into 2nd, BR to 2nd, and BR back into 2nd.</p>	<p>Steps into fair territory staying "Chest to Ball" for ALL plays at 3rd.</p> <p>Responsible for: R2 to 3rd, R2 back into 3rd, BR to 3rd, and BR back into 3rd.</p>

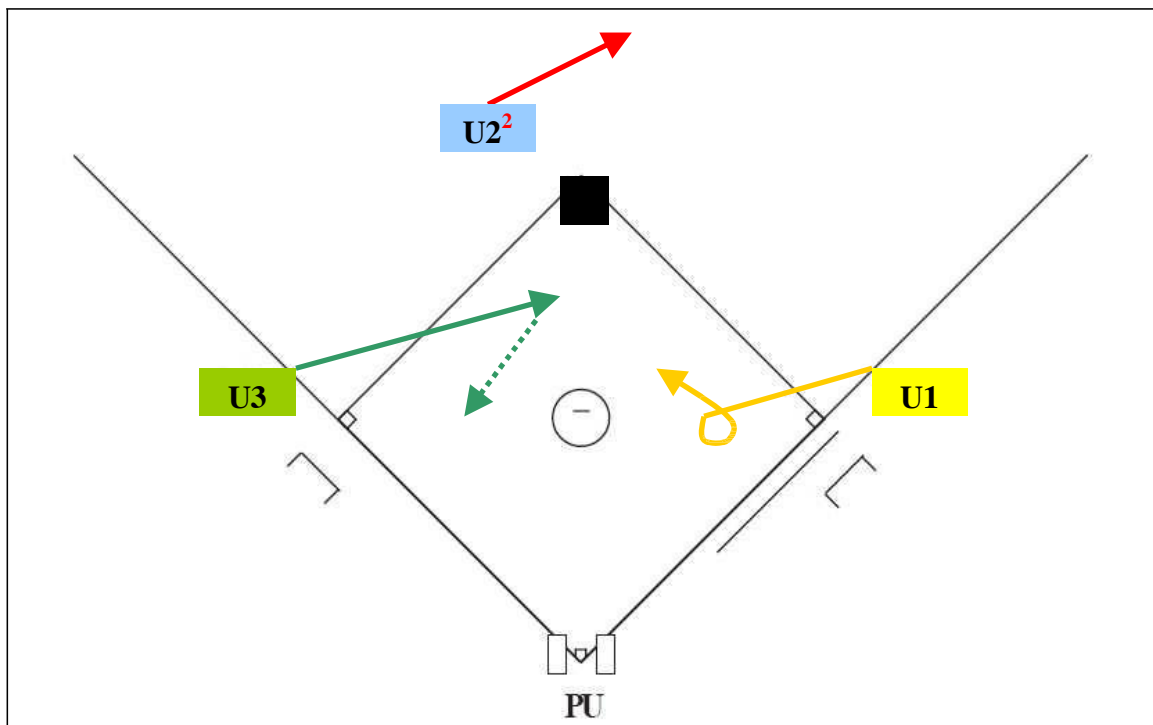


Figure 11

4.1.2 Runner on Second Only, U2 Goes Out

PU	U1	U2	U3
<p>Clear the catcher to the left and observe play from foul territory.</p> <p><u>Responsible for:</u> R2 at Home, and BR at Home</p>	<p>Pivot into area at 1st base cut-out for ALL plays at 1st and plays on the BR at 2nd.</p> <p><u>Responsible for:</u> BR touch of 1st, BR back into 1st, BR to 2nd, and BR back into 2nd.</p>	<p>² <u>R2 only, R2 & R3 only</u> U2 sets up between 2nd base and shortstop, on the outside of the infield, and only 1-2 steps into the outfield grass</p> <p>Goes out on the TROUBLE ball.</p> <p><u>Responsible for:</u> Catch/no catch call.</p> <p>Must see ball fielded and thrown back to infield.</p> <p>Stays out until the play has ended.</p>	<p>Movess into the infield in direction of 2B cut-out for plays on R2 at 2nd and ALL plays at 3rd.</p> <p><u>Responsible for:</u> R2 tag up at 2nd, R2 to back into 2nd, R2 to 3rd, R2 back into 3rd, BR to 3rd, and BR back into 3rd.</p>

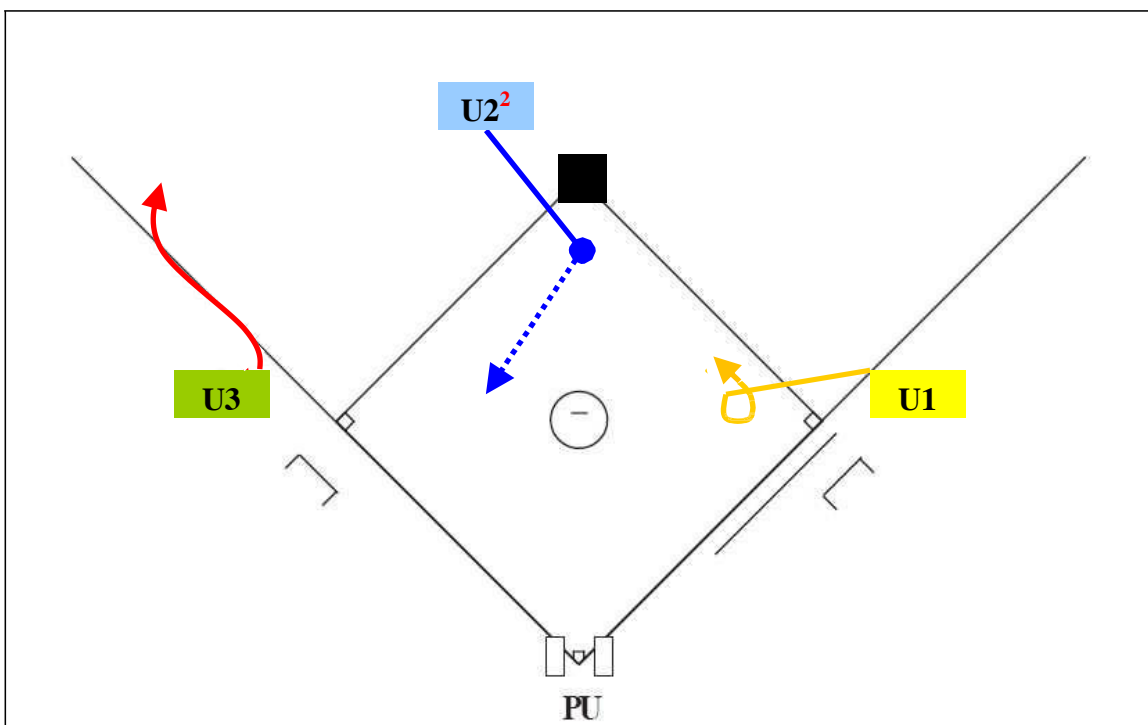


Figure 12

Rev1 (Corrected)

4.1.3 Runner on Second Only, U3 Goes Out

PU	U1	U2	U3
<p>Clear the catcher to the left and observe play from foul territory.</p> <p><u>Responsible for:</u> R2 at Home, and BR at Home</p>	<p>Pivot into area at 1st base cut-out for ALL plays at 1st and plays on the BR at 2nd.</p> <p><u>Responsible for:</u> BR touch of 1st, BR back into 1st, BR to 2nd, and BR back into 2nd.</p>	<p>²R2 only, R2 & R3 only U2 sets up between 2nd base and shortstop, on the outside of the infield, and only 1-2 steps into the outfield grass</p> <p>Pivots into the infield for plays on R2 at 2nd and ALL plays at 3rd.</p> <p><u>Responsible for:</u> R2 tag up at 2nd, R2 back into 2nd, R2 to 3rd, R2 back into 3rd, BR to 3rd, and BR back into 3rd.</p>	<p>Goes out on the TROUBLE ball.</p> <p><u>Responsible for:</u> Fair/foul decision if hit near the foul line, and Catch/no catch call.</p> <p>Must see ball fielded and thrown back to infield.</p> <p>Stays out until the play has ended.</p>

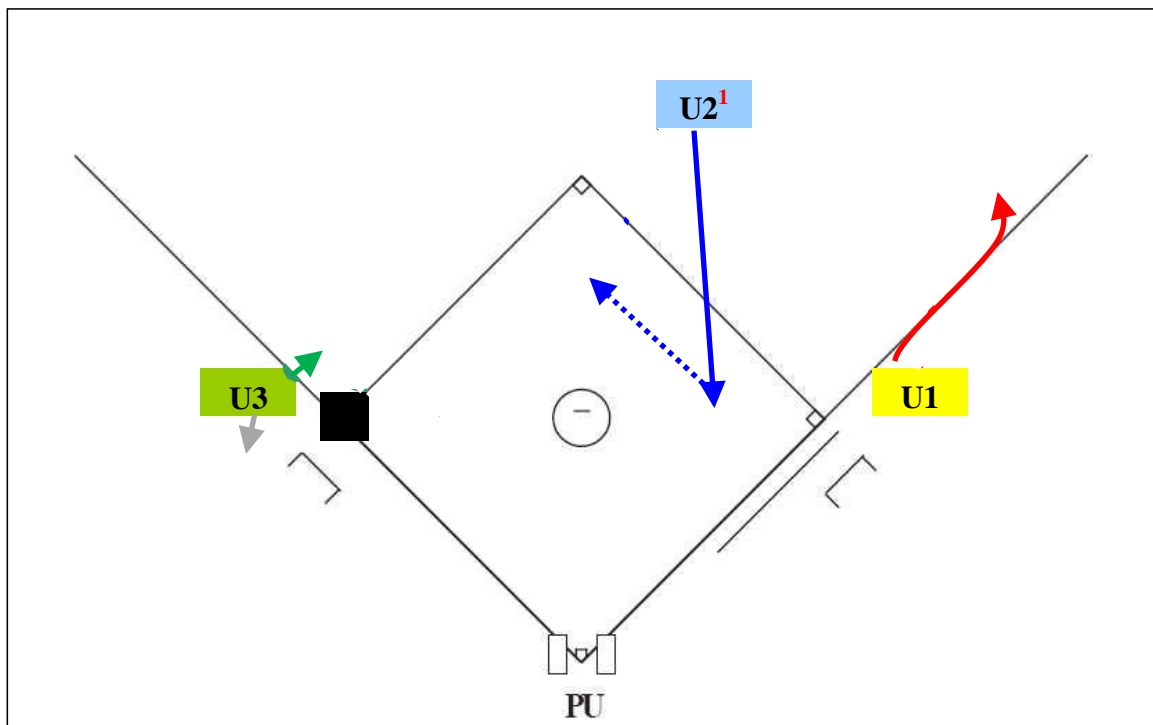


Figure 13

Rev 2

5.1.1 Runner on Third Only, U1 Goes Out

PU	U1	U2	U3
<p>Clear the catcher to the left and observe play from foul territory.</p> <p>Responsible for: R3 at Home, and BR at Home</p>	<p>Goes out on the TROUBLE ball.</p> <p>Responsible for: Fair/foul decision if hit near the foul line, and Catch/no catch call.</p> <p>Must see ball fielded and thrown back to infield.</p> <p>Stays out until the play has ended.</p>	<p>¹ No Runner or R3 only</p> <p>U2 sets up between 2nd base and 2nd baseman, on the outside of the infield, and only 1-2 steps into the outfield grass</p> <p>Pivots into the infield in the direction of 1st base cut-out for ALL plays at 1st & 2nd.</p> <p>Responsible for: BR touch of 1st, BR back into 1st, BR to 2nd, and BR back into 2nd.</p>	<p>PAUSE to READ if tag-up is possible. REACT.</p> <p>If Tag-Up: Line up tag-up from foul territory (gray arrow)</p> <p>Then step into fair territory staying "Chest to Ball" for ALL plays at 3rd.</p> <p>Responsible for: R3 tag up at 3rd, R3 back into 3rd, BR to 3rd, and BR back into 3rd.</p>

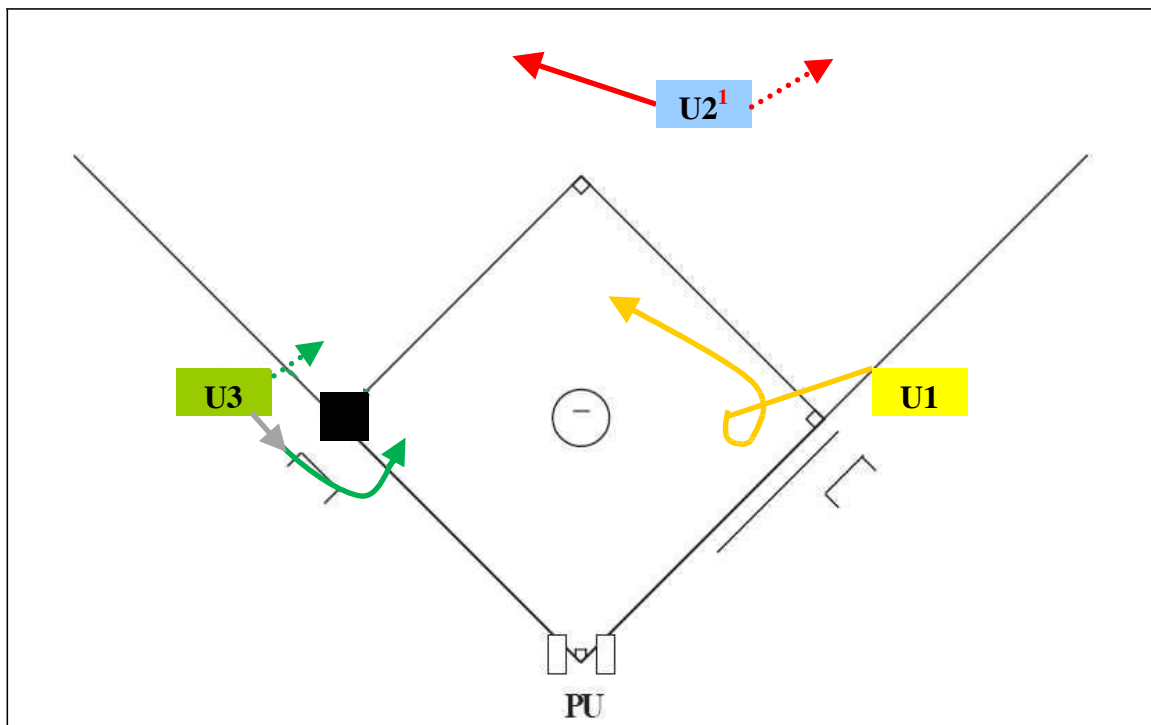


Figure 14

5.1.2 Runner on Third Only, U2 Goes Out

PU	U1	U2	U3
<p>Clear the catcher to the left and observe play from foul territory.</p> <p>Responsible for: R3 at Home, and BR at Home</p>	<p>Pivot into area at 1st base cut-out for ALL plays at 1st and 2nd.</p> <p>Responsible for: BR touch of 1st, BR back into 1st, BR to 2nd, and BR back into 2nd.</p>	<p>¹ No Runner or R3 only U2 sets up between 2nd base and 2nd baseman, on the outside of the infield, and only 1-2 steps into the outfield grass.</p> <p>Goes out on the TROUBLE ball.</p> <p>Responsible for: Catch/no catch call.</p> <p>Must see ball fielded and thrown back to infield.</p> <p>Stays out until the play has ended.</p>	<p>PAUSE to READ if tag-up is possible. REACT.</p> <p>If Tag-Up: Line up tag-up from foul territory</p> <p>Then depending on location of ball move into fair territory staying "Chest to Ball" for ALL plays at 3rd.</p> <p>Ball to: LF to LCF - J-Hook LCF to RF - step in</p> <p>Responsible for: R3 tag up at 3rd, R3 back into 3rd, BR to 3rd, and BR back into 3rd.</p>

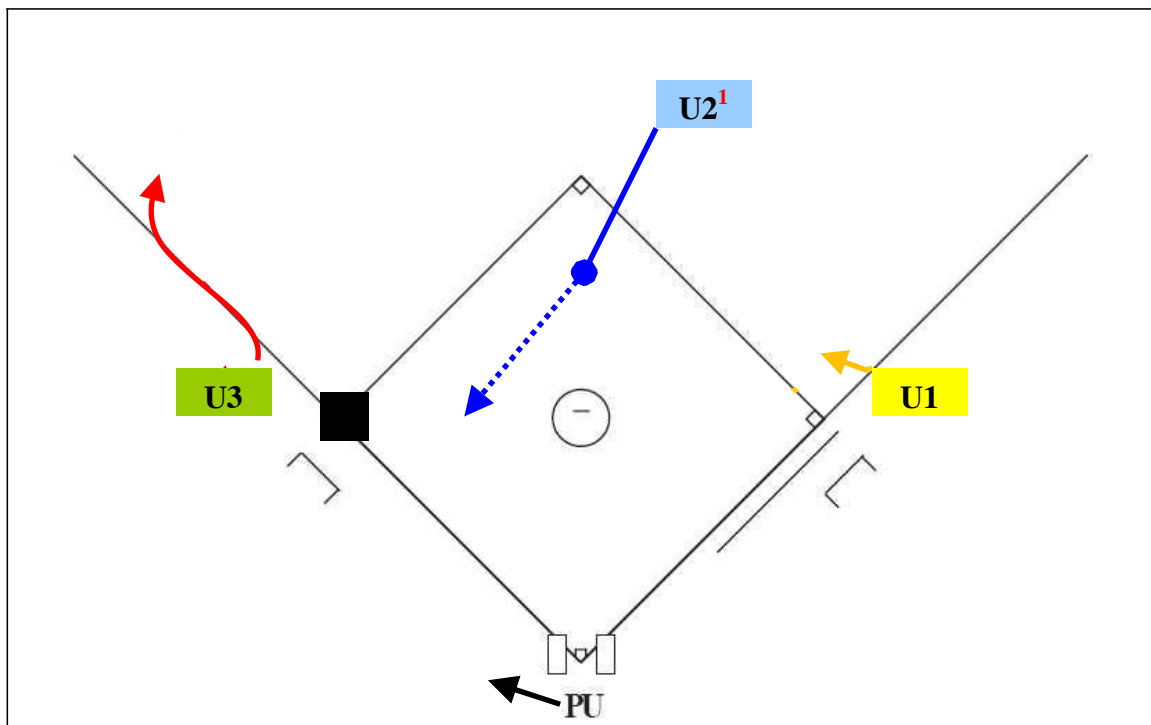


Figure 15

5.1.3 Runner on Third Only, U3 Goes Out

PU	U1	U2	U3
<p>Clear the catcher to the left. Move deeper into foul territory to line up a possible tag up of R3 at 3rd.</p> <p>Then move to the point of plate for any play that may develop at home.</p> <p>Responsible for: R3 tag up at 3rd, R3 back into 3rd, R3 at home, and BR at home.</p>	<p>Steps into fair territory staying "Chest to Ball" for all plays at 1st.</p> <p>Responsible for: BR touch of 1st, and BR back into 1st.</p>	<p>¹ No Runner or R3 only U2 sets up between 2nd base and 2nd baseman, on the outside of the infield, and only 1-2 steps into the outfield grass.</p> <p>Pivots into the infield for all plays at 2nd and 3rd.</p> <p>Responsible for: BR to 2nd, BR back into 2nd, BR to 3rd, and BR back into 3rd.</p>	<p>Goes out on the TROUBLE ball.</p> <p>Responsible for: Fair/foul decision if hit near the foul line, and Catch/no catch call.</p> <p>Must see ball fielded and thrown back to infield.</p> <p>Stays out until the play has ended.</p>

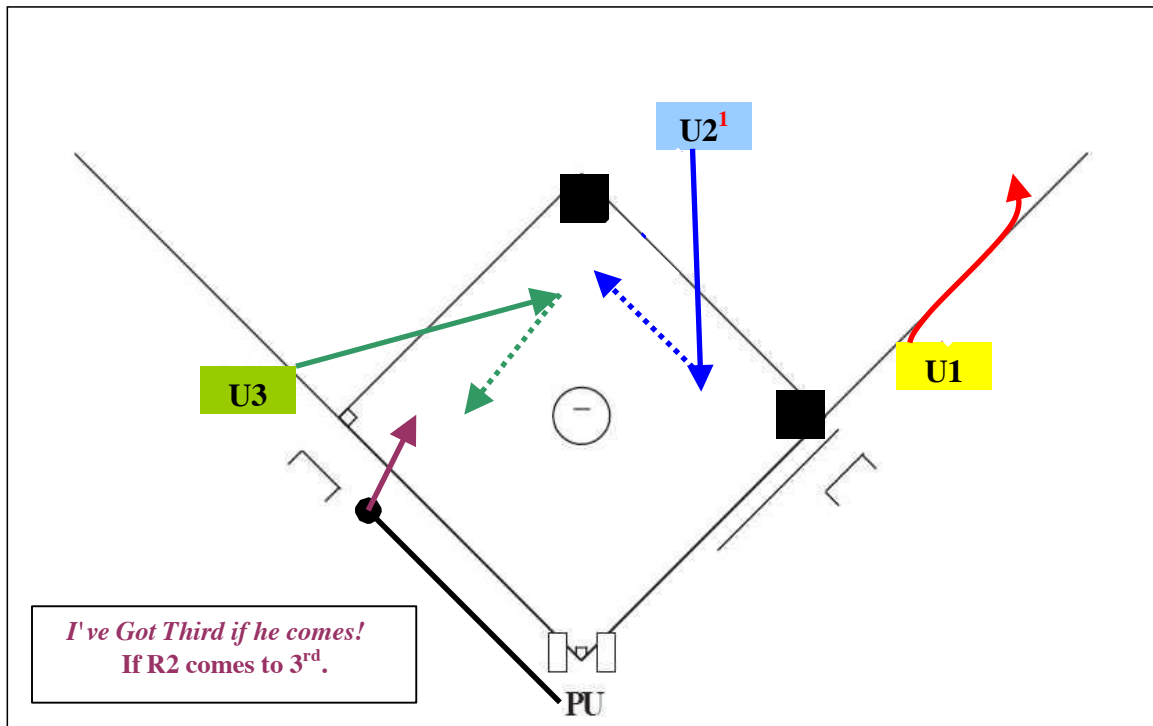


Figure 16

Rev 2

6.1.1 Runner on First and Second, U1 Goes Out

PU	U1	U2	U3
<p>Moves up the third base foul line remaining in foul territory heading towards 3rd.</p> <p>Communicates to U3 <i>I've Got Third if he/she comes!</i></p> <p>Move into cutout for play at 3rd on R2.</p> <p>Responsible for: R2 to 3rd, R2 back into 3rd, R2 at home, R1 at home, and BR at home.</p>	<p>Goes out on the TROUBLE ball.</p> <p>Responsible for: Fair/foul decision if hit near the foul line, and Catch/no catch call.</p> <p>Must see ball fielded and thrown back to infield.</p> <p>Stays out until the play has ended.</p>	<p>¹ Anytime R1 is on U2 sets up between 2nd base and 2nd baseman, on the outside of the infield, and only 1-2 steps into the outfield grass.</p> <p>Pivots into the infield in the direction of 1st base cut out for ALL plays at 1st and plays on the BR at 2nd.</p> <p>Responsible for: R1 tag up at 1st, R1 back into 1st, BR touch of 1st, BR back into 1st, BR to 2nd, and BR back into 2nd.</p>	<p>Movess into the infield in direction of 2B cut-out for plays on R1 & R2 at 2nd and plays on R1 & BR at 3rd.</p> <p>Responsible for: R2 tag up at 2nd, R2 back into 2nd, R1 to 2nd, R1 back into 2nd, R1 to 3rd, R1 back into 3rd, BR to 3rd, and BR back into 3rd.</p>

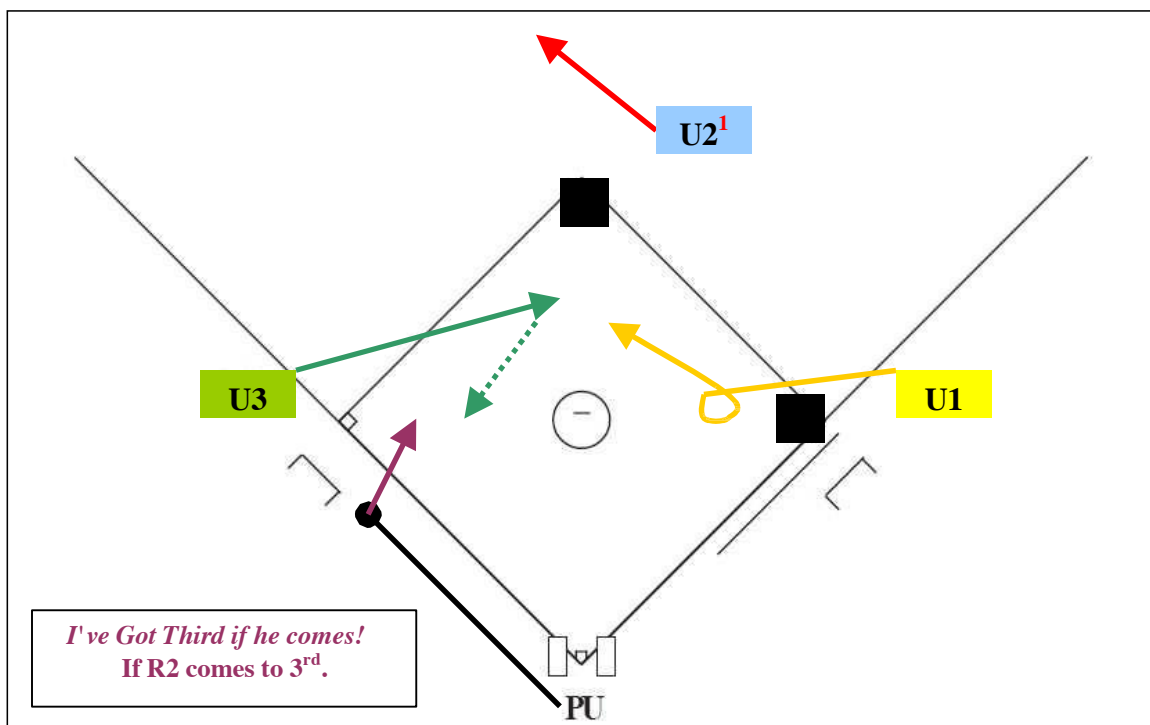


Figure 17

Rev 2

6.1.2 Runner on First and Second, U2 Goes Out

PU	U1	U2	U3
<p>Moves up the third base foul line remaining in foul territory heading towards 3rd.</p> <p>Communicates to U3 <i>I've Got Third if he/she comes!</i></p> <p>Move into cutout for play at 3rd on R2.</p> <p>Responsible for: R2 to 3rd, R2 back into 3rd, R2 at home, R1 at home, and BR at home.</p>	<p>Pivot into area at 1st base cut-out for ALL plays at 1st and plays on the BR at 2nd.</p> <p>Responsible for: R1 tag up at 1st, R1 back into 1st, BR touch of 1st, BR passing runner, BR back into 1st, BR to 2nd, and BR back into 2nd.</p>	<p>¹ Anytime R1 is on U2 sets up between 2nd base and 2nd baseman, on the outside of the infield, and only 1-2 steps into the outfield grass.</p> <p>Goes out on the TROUBLE ball.</p> <p>Responsible for: Catch/no catch call.</p> <p>Must see ball fielded and thrown back to infield.</p> <p>Stays out until the play has ended.</p>	<p>Movess into the infield in direction of 2B cut-out for ALL plays on R1 & R2 at 2nd and plays on R1 & BR at 3rd.</p> <p>Responsible for: R2 tag up at 2nd, R2 back into 2nd, R1 to 2nd, R1 back into 2nd, R1 to 3rd, R1 back into 3rd, BR to 3rd, and BR back into 3rd.</p>

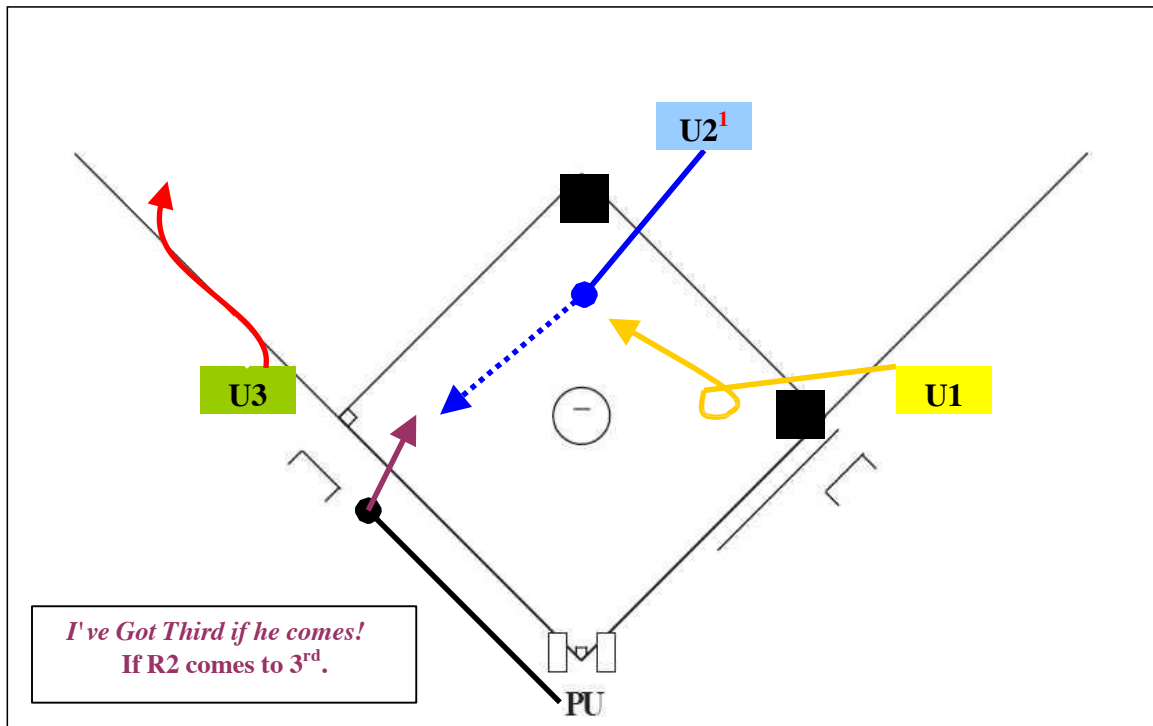


Figure 18

Rev 2

6.1.3 Runner on First and Second, U3 Goes Out

PU	U1	U2	U3
<p>Moves up the third base foul line remaining in foul territory heading towards 3rd.</p> <p>Communicates to U2 <i>I've Got Third if he/she comes!</i></p> <p>Move into cutout for play at 3rd on R2.</p> <p>Responsible for: R2 to 3rd, R2 back into 3rd, R2 at home, R1 at home, and BR at home.</p>	<p>Pivot into area at 1st base cut-out for ALL plays at 1st and plays on the BR at 2nd.</p> <p>Responsible for: R1 tag up at 1st, R1 back into 1st, BR touch of 1st, BR passing runner, BR back into 1st, BR to 2nd, and BR back into 2nd.</p>	<p>¹ Anytime R1 is on U2 sets up between 2nd base and 2nd baseman, on the outside of the infield, and only 1-2 steps into the outfield grass.</p> <p>Pivots into the infield for ALL plays on R1 & R2 at 2nd and plays on R1 & BR at 3rd.</p> <p>Responsible for: R2 tag up at 2nd, R2 back into 2nd, R1 to 2nd, R1 back into 2nd, R1 to 3rd, R1 back into 3rd, BR to 3rd, and BR back into 3rd.</p>	<p>Goes out on the TROUBLE ball.</p> <p>Responsible for: Fair/foul decision if hit near the foul line, and Catch/no catch call.</p> <p>Must see ball fielded and thrown back to infield.</p> <p>Stays out until the play has ended.</p>

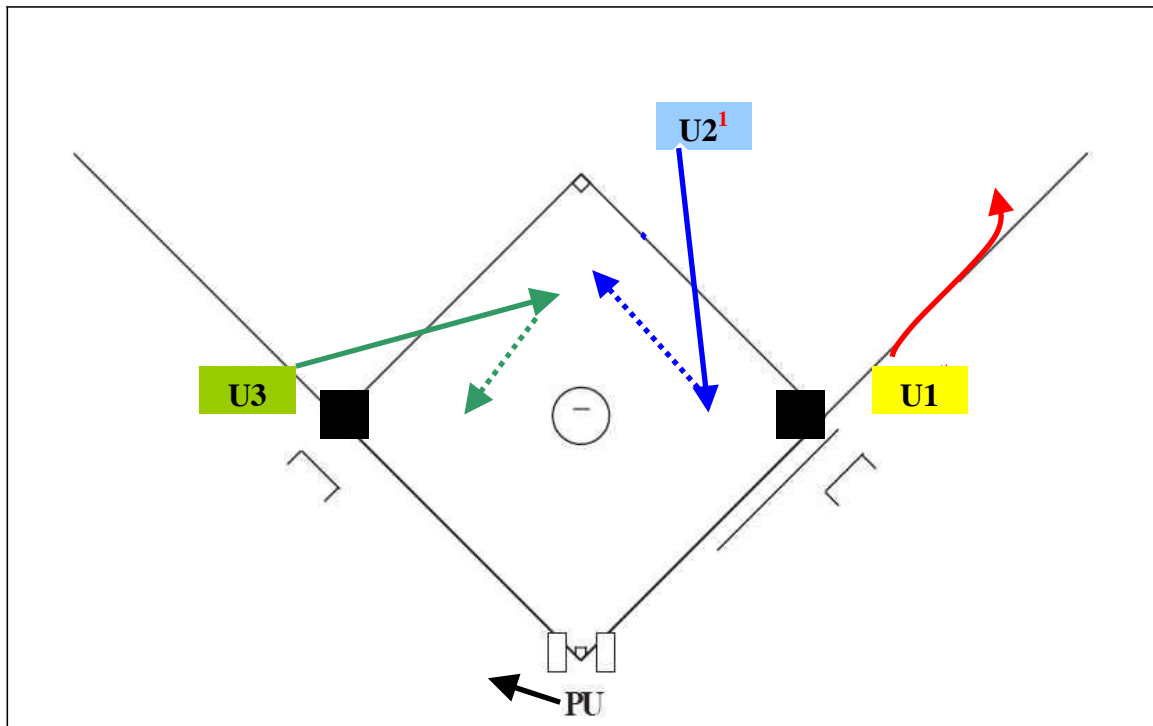


Figure 19

7.1.1 Runner on First and Third, U1 Goes Out

PU	U1	U2	U3
<p>Clear the catcher to the left. Move deeper into foul territory to line up a possible tag up of R3 at 3rd.</p> <p>Then move to the point of plate for any play that may develop at home.</p> <p>Responsible for: R3 tag up at 3rd, R3 back into 3rd, R3 at home, R1 at home, and BR at home.</p>	<p>Goes out on the TROUBLE ball.</p> <p>Responsible for: Fair/foul decision if hit near the foul line, and Catch/no catch call.</p> <p>Must see ball fielded and thrown back to infield.</p> <p>Stays out until the play has ended.</p>	<p>¹ <u>Anytime R1 is on</u> U2 sets up between 2nd base and 2nd baseman, on the outside of the infield, and only 1-2 steps into the outfield grass.</p> <p>Pivots into the infield in direction of 1st base cut-out for ALL plays at 1st and plays on the BR at 2nd.</p> <p>Responsible for: R1 tag up at 1st, R1 back into 1st, BR touch of 1st, BR passing runner, BR back into 1st, BR to 2nd, and BR back into 2nd.</p>	<p>Moves into the infield in direction of 2B cut-out for plays on R1 at 2nd and plays on R1 & BR at 3rd.</p> <p>Responsible for: R1 to 2nd, R1 back into 2nd, R1 to 3rd, R1 back into 3rd, BR to 3rd, and BR back into 3rd.</p>

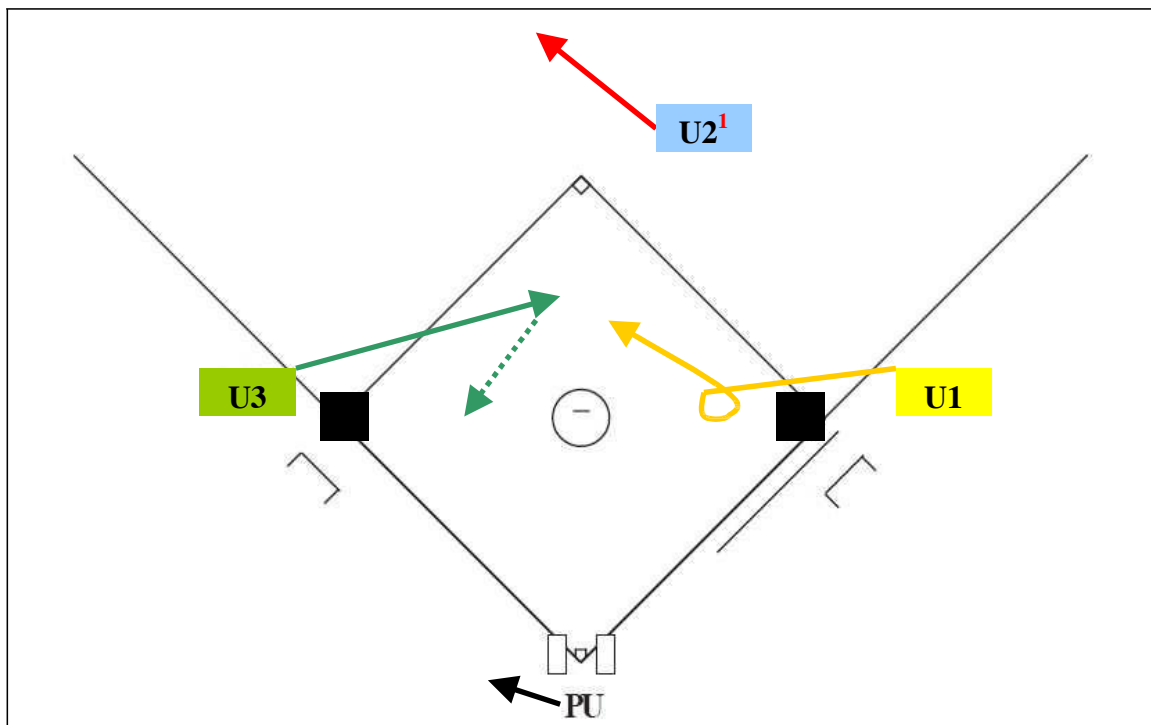


Figure 20

7.1.2 Runner on First and Third, U2 Goes Out

PU	U1	U2	U3
<p>Clear the catcher to the left. Move deeper into foul territory to line up a possible tag up of R3 at 3rd.</p> <p>Then move to the point of plate for any play that may develop at home.</p> <p>Responsible for: R3 tag up at 3rd, R3 back into 3rd, R3 at home, R1 at home, and BR at home.</p>	<p>Pivot into area at 1st base cut-out for ALL plays at 1st and plays on the BR at 2nd.</p> <p>Responsible for: R1 tag up at 1st, R1 back into 1st, BR touch of 1st, BR passing runner, BR back into 1st, BR to 2nd, and BR back into 2nd.</p>	<p>¹ <u>Anytime R1 is on</u> U2 sets up between 2nd base and 2nd baseman, on the outside of the infield, and only 1-2 steps into the outfield grass.</p> <p>Goes out on the TROUBLE ball.</p> <p>Responsible for: Catch/no catch call.</p> <p>Must see ball fielded and thrown back to infield.</p> <p>Stays out until the play has ended.</p>	<p>Moves into the infield in direction of 2nd base cut-out for plays on R1 at 2nd and plays on R1 & BR at 3rd.</p> <p>Responsible for: R1 to 2nd, R1 back into 2nd, R1 to 3rd, R1 back into 3rd, BR to 3rd, and BR back into 3rd.</p>

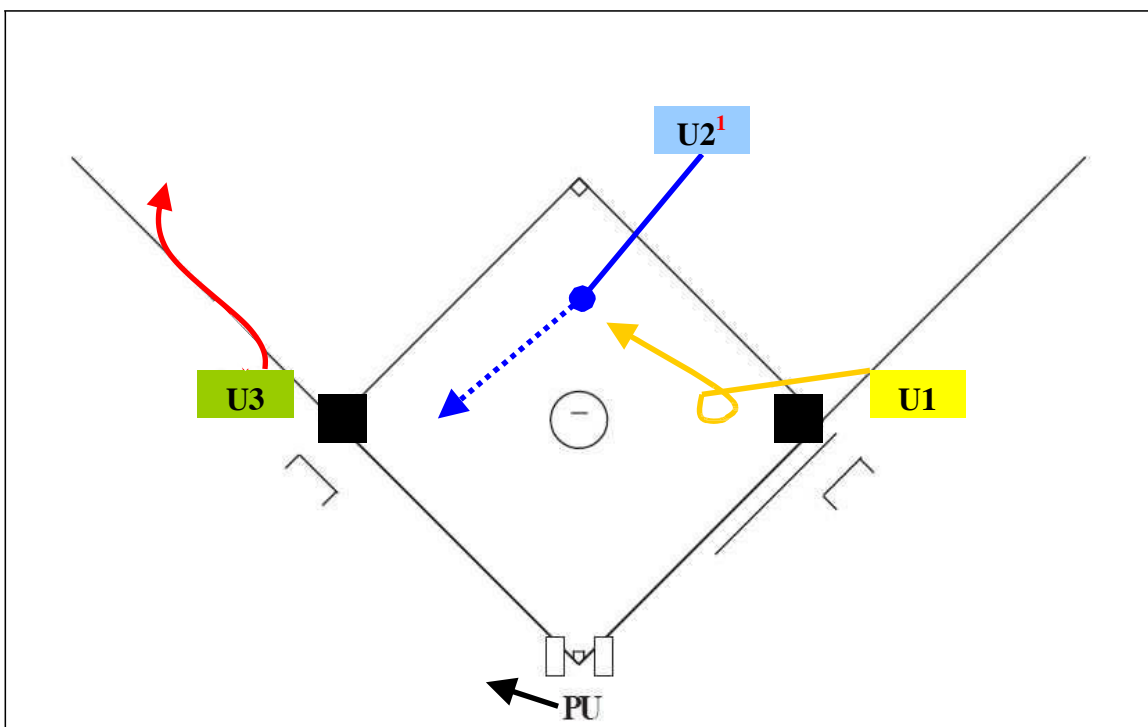


Figure 21

7.1.3 Runner on First and Third, U3 Goes Out

PU	U1	U2	U3
<p>Clear the catcher to the left. Move deeper into foul territory to line up a possible tag up of R3 at 3rd.</p> <p>Then move to the point of plate for any play that may develop at home.</p> <p>Responsible for: R3 tag up at 3rd, R3 back into 3rd, R3 at home, R1 at home, and BR at home.</p>	<p>Pivot into area at 1st base cut-out for ALL plays at 1st and plays on the BR at 2nd.</p> <p>Responsible for: R1 tag up at 1st, R1 back into 1st, BR touch of 1st, BR passing runner, BR back into 1st, BR to 2nd, and BR back into 2nd.</p>	<p>¹ Anytime R1 is on U2 sets up between 2nd base and 2nd baseman, on the outside of the infield, and only 1-2 steps into the outfield grass.</p> <p>Pivots into the infield for plays on R1 at 2nd and plays on R1 & BR at 3rd.</p> <p>Responsible for: R1 to 2nd, R1 back into 2nd, R1 to 3rd, R1 back into 3rd, BR to 3rd, and BR back into 3rd.</p>	<p>Goes out on the TROUBLE ball.</p> <p>Responsible for: Fair/foul decision if hit near the foul line, and Catch/no catch call.</p> <p>Must see ball fielded and thrown back to infield.</p> <p>Stays out until the play has ended.</p>

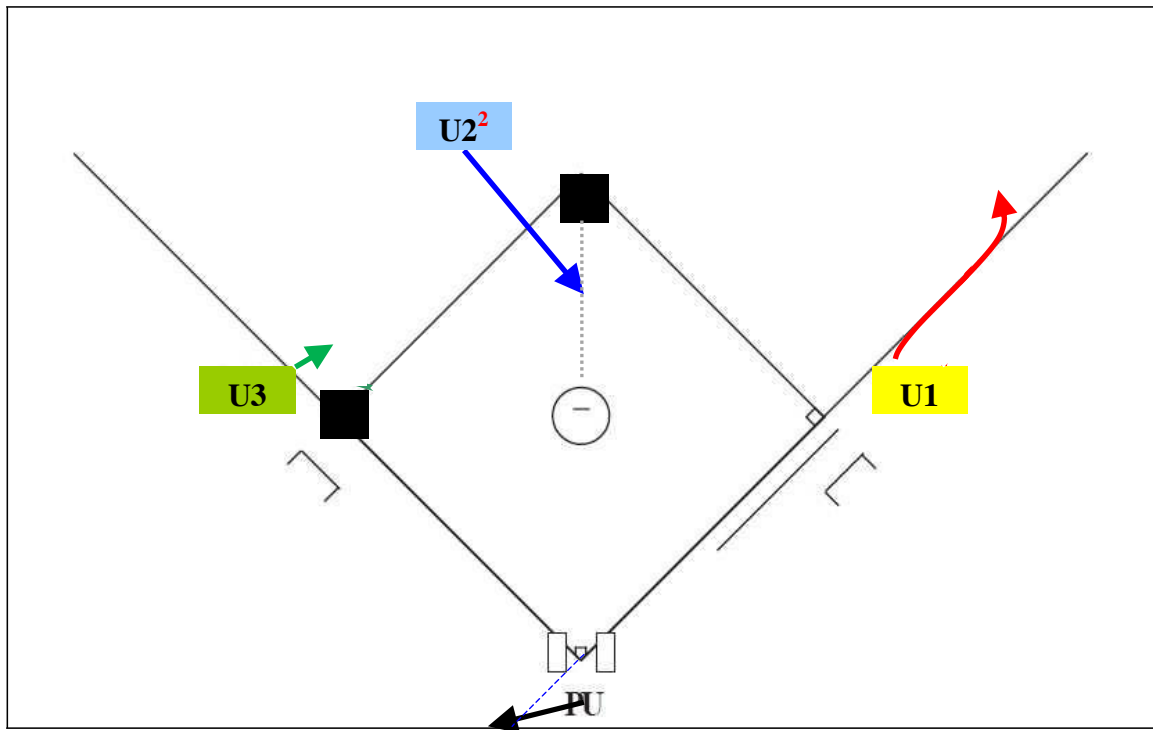


Figure 22

8.1.1 Runner on Second and Third, U1 Goes Out

PU	U1	U2	U3
<p>Move a few feet in foul territory on first base line extended for ALL plays at 1st and home.</p> <p>Responsible for: BR touch of 1st, BR back into 1st, R3 at home, R2 at home, and BR at home.</p>	<p>Goes out on the TROUBLE ball.</p> <p>Responsible for: Fair/foul decision if hit near the foul line, and Catch/no catch call.</p> <p>Must see ball fielded and thrown back to infield.</p> <p>Stays out until the play has ended.</p>	<p>² <u>R2 only, R2 & R3 only</u> U2 sets up between 2nd base and shortstop, on the outside of the infield, and only 1-2 steps into the outfield grass</p> <p>Pivots into the infield for ALL plays at 2nd. Does not cross imaginary line from 2B to pitcher's mound</p> <p>Responsible for: R2 tag up at 2nd, R2 back into 2nd, BR to 2nd, and BR back into 2nd.</p>	<p>Steps into fair territory staying "Chest to Ball" for ALL plays at 3rd.</p> <p>Responsible for: R3 tag up at 3rd, R3 back into 3rd, R2 to 3rd, R2 back into 3rd, BR to 3rd, and BR back into 3rd.</p>

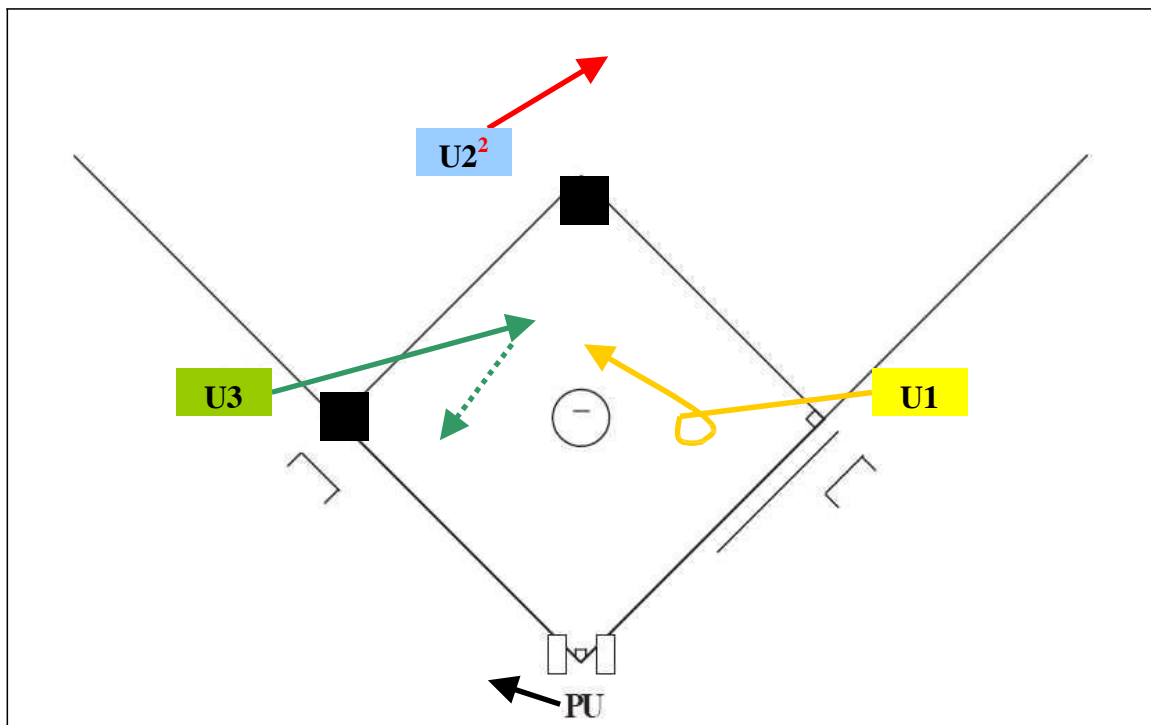


Figure 23

8.1.2 Runner on Second and Third, U2 Goes Out

PU	U1	U2	U3
<p>Clear the catcher to the left. Move deeper into foul territory to line up a possible tag up of R3 at 3rd.</p> <p>Then move to the point of plate for any play that may develop at home.</p> <p>Responsible for: R3 tag up at 3rd, R3 back into 3rd, R3 at home, R2 at home, and BR at home.</p>	<p>Pivot into area at 1st base cut-out for ALL plays at 1st and plays on the BR at 2nd.</p> <p>Responsible for: BR touch of 1st, BR back into 1st, BR to 2nd, and BR back into 2nd.</p>	<p>²<u>R2 only, R2 & R3 only</u> U2 sets up between 2nd base and shortstop, on the outside of the infield, and only 1-2 steps into the outfield grass</p> <p>Goes out on the TROUBLE ball.</p> <p>Responsible for: Catch/no catch call.</p> <p>Must see ball fielded and thrown back to infield.</p> <p>Stays out until the play has ended.</p>	<p>Moves into the infield in direction of 2nd base cut-out for plays on R2 at 2nd and 3rd and plays on the BR at 3rd.</p> <p>Responsible for: R2 tag up at 2nd, R2 back into 2nd, R2 to 3rd, R2 back into 3rd, BR to 3rd, and BR back into 3rd.</p>

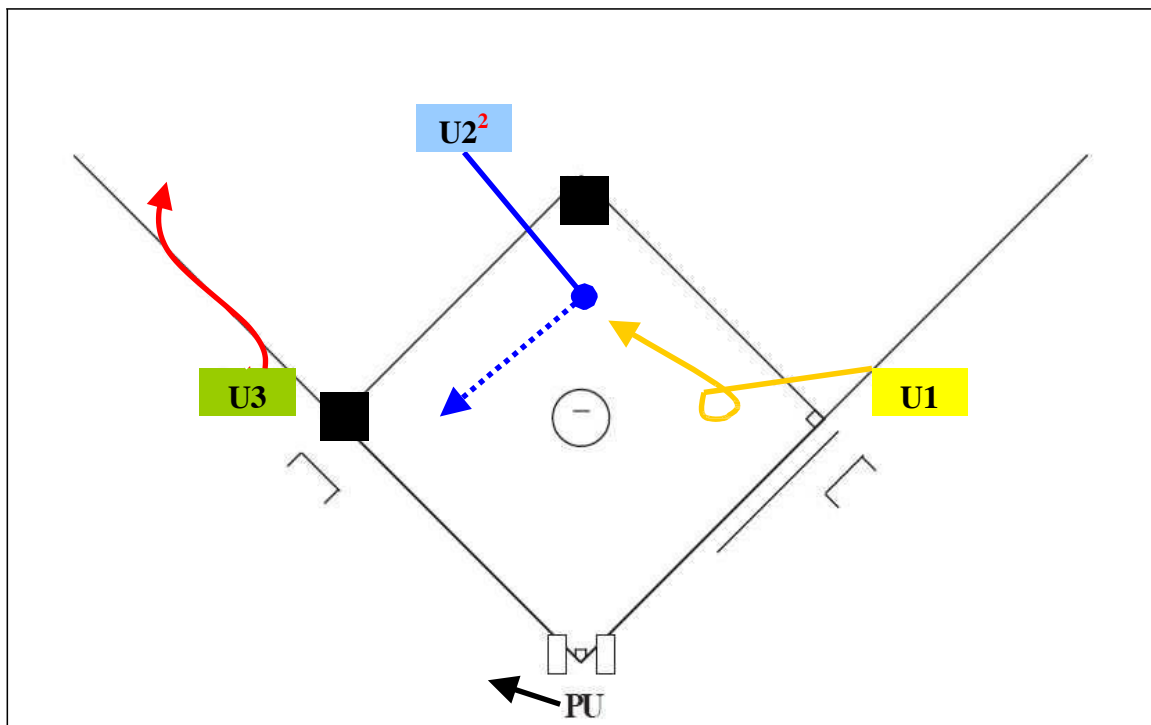


Figure 24

8.1.3 Runner on Second and Third, U3 Goes Out

PU	U1	U2	U3
<p>Clear the catcher to the left. Move deeper into foul territory to line up a possible tag up of R3 at 3rd.</p> <p>Then move to the point of plate for any play that may develop at home.</p> <p>Responsible for: R3 tag up at 3rd, R3 back into 3rd, R3 at home, R2 at home, and BR at home.</p>	<p>Pivot into area at 1st base cut-out for ALL plays at 1st and plays on the BR at 2nd.</p> <p>Responsible for: BR touch of 1st, BR back into 1st, BR to 2nd, and BR back into 2nd.</p>	<p>² <u>R2 only, R2 & R3 only</u> U2 sets up between 2nd base and shortstop, on the outside of the infield, and only 1-2 steps into the outfield grass</p> <p>A pivot into the infield for plays on R2 at 2nd & 3rd and plays on the BR at 3rd.</p> <p>Responsible for: R2 tag up at 2nd, R2 back into 2nd, R2 to 3rd, R2 back into 3rd, BR to 3rd, and BR back into 3rd.</p>	<p>Goes out on the TROUBLE ball.</p> <p>Responsible for: Fair/foul decision if hit near the foul line, and Catch/no catch call.</p> <p>Must see ball fielded and thrown back to infield.</p> <p>Stays out until the play has ended.</p>

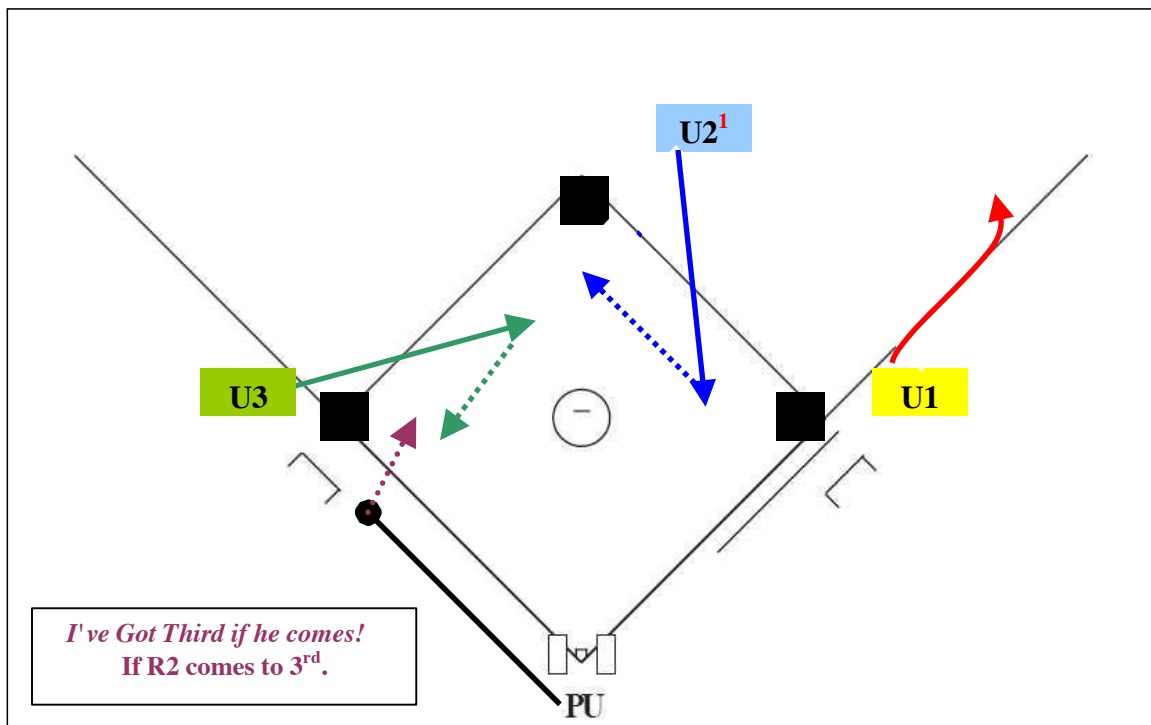


Figure 25

Rev 2

9.1.1 Bases Loaded, U1 Goes Out

PU	U1	U2	U3
<p>Moves up the third base foul line remaining in foul territory heading towards 3rd.</p> <p>If initial play is on R3 returning to 3rd, stay in foul territory. When R2 is heading to 3rd, move into 3rd base cutout for the play.</p> <p>Communicates to U3 <i>I've Got Third if he/she comes!</i></p> <p>Move into cutout for play at 3rd on R2.</p> <p>Responsible for: R3 tag up at 3rd, R3 back into 3rd, R2 to 3rd, R2 back into 3rd, R3 at home, R2 at home, R1 at home, and BR at home.</p>	<p>Goes out on the TROUBLE ball.</p> <p>Responsible for: Fair/foul decision if hit near the foul line, and Catch/no catch call.</p> <p>Must see ball fielded and thrown back to infield.</p> <p>Stays out until the play has ended.</p>	<p>¹ Anytime R1 is on U2 sets up between 2nd base and 2nd baseman, on the outside of the infield, and only 1-2 steps into the outfield grass.</p> <p>Pivots into the infield in direction of 1st base cut-out for ALL plays at 1st and plays on the BR at 2nd.</p> <p>Responsible for: R1 tag up at 1st, R1 back into 1st, BR touch of 1st, BR passing runner, BR back into 1st, BR to 2nd, and BR back into 2nd.</p>	<p>Moves into the infield in direction of 2nd base cut-out for plays on R1 & R2 at 2nd and plays on R1 & BR at 3rd.</p> <p>Responsible for: R2 tag up at 2nd, R2 back into 2nd, R1 to 2nd, R1 back into 2nd, R1 to 3rd, R1 back into 3rd, BR to 3rd, and BR back into 3rd.</p>

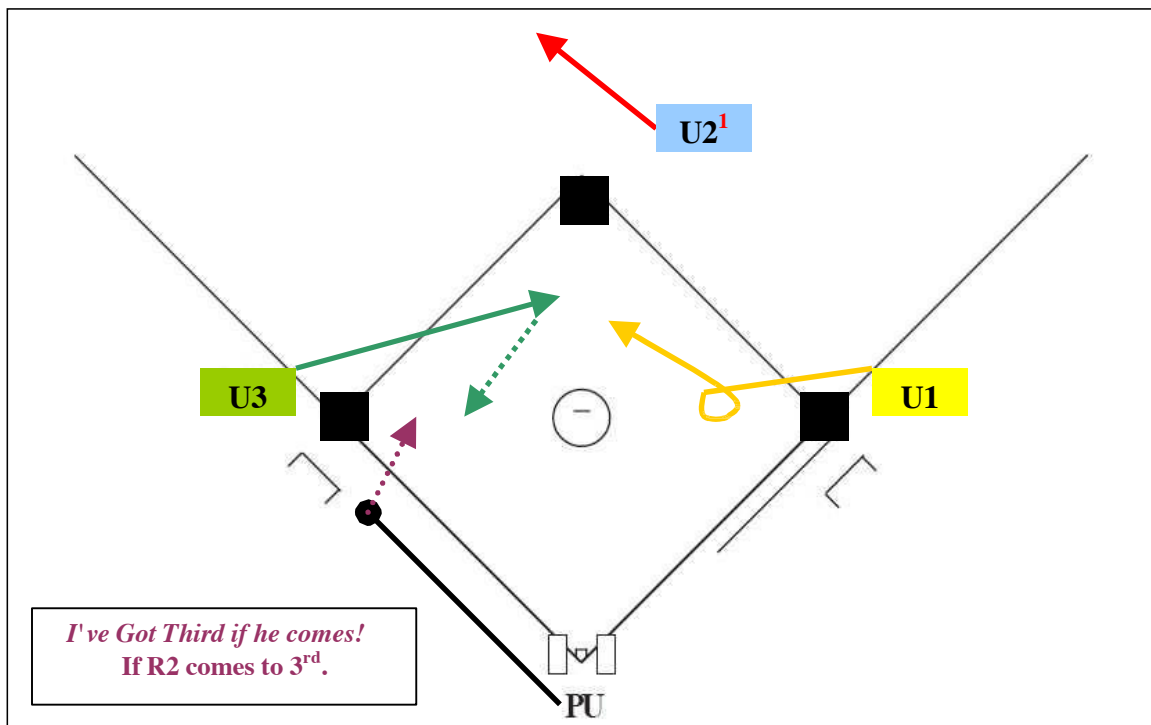


Figure 26

Rev 2

9.1.2 Bases Loaded, U2 Goes Out

PU	U1	U2	U3
<p>Moves up the third base foul line remaining in foul territory heading towards 3rd.</p> <p>If initial play is on R3 returning to 3rd, stay in foul territory. When R2 is heading to 3rd, move into 3rd base cutout for the play.</p> <p>Communicates to U3 <i>I've Got Third if he/she comes!</i></p> <p>Move into cutout for play at 3rd on R2.</p> <p>Responsible for: R3 tag up at 3rd, R3 back into 3rd, R2 to 3rd, R2 back into 3rd, R3 at home, R2 at home, R1 at home, and BR at home.</p>	<p>Pivot into area at 1st base cut-out for ALL plays at 1st and plays on the BR at 2nd.</p> <p>Responsible for: R1 tag up at 1st, R1 back into 1st, BR touch of 1st, BR passing runner, BR back into 1st, BR to 2nd, and BR back into 2nd.</p>	<p>¹ Anytime R1 is on U2 sets up between 2nd base and second baseman, approx. 20 feet from 2nd on the outside of the infield.)</p> <p>Goes out on the TROUBLE ball.</p> <p>Responsible for: Catch/no catch call.</p> <p>Must see ball fielded and thrown back to infield.</p> <p>Stays out until the play has ended.</p>	<p>Moves into the infield in direction of 2nd base cut-out for plays on R1 & R2 at 2nd and plays on R1 & BR at 3rd.</p> <p>Responsible for: R2 tag up at 2nd, R2 back into 2nd, R1 to 2nd, R1 back into 2nd, R1 to 3rd, R1 back into 3rd, BR to 3rd, and BR back into 3rd.</p>

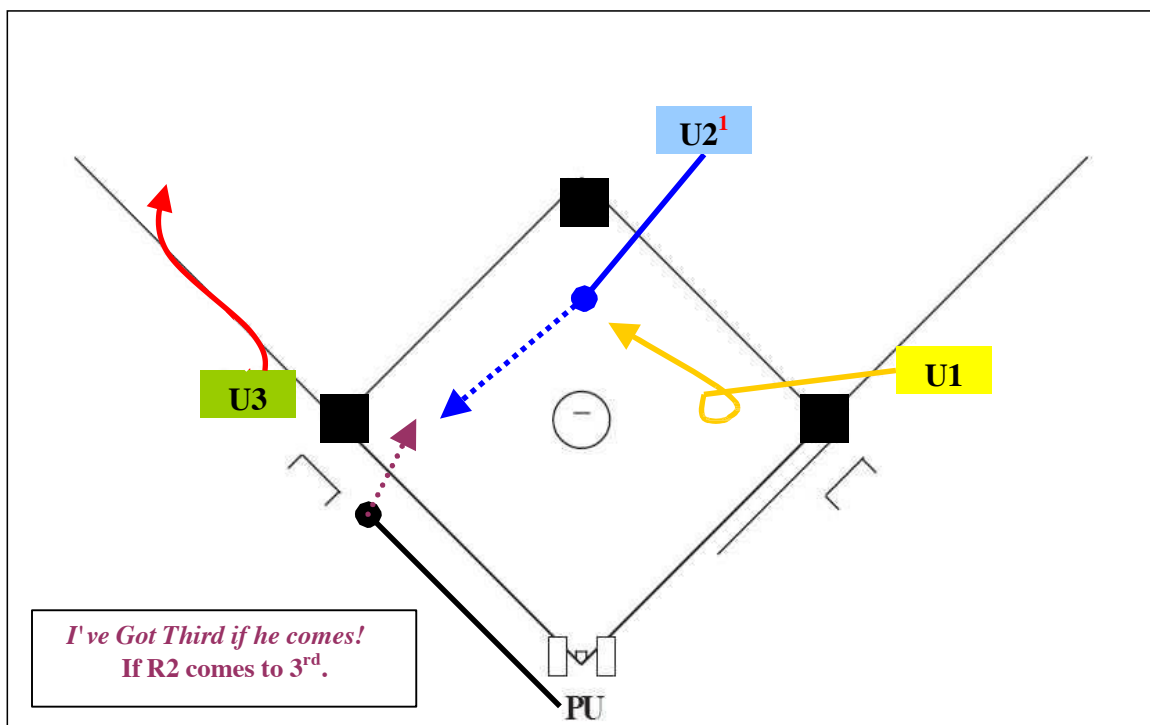


Figure 27

Rev 2

9.1.3 Bases Loaded, U3 Goes Out

PU	U1	U2	U3
<p>Moves up the third base foul line remaining in foul territory heading towards 3rd.</p> <p>If initial play is on R3 returning to 3rd, stay in foul territory. When R2 is heading to 3rd, move into 3rd base cutout for the play.</p> <p>Communicates to U3 <i>I've Got Third if he/she comes!</i></p> <p>Move into cutout for play at 3rd on R2.</p> <p>Responsible for: R3 tag up at 3rd, R3 back into 3rd, R2 to 3rd, R2 back into 3rd, R3 at home, R2 at home, R1 at home, and BR at home.</p>	<p>Pivot into area at 1st base cut-out for ALL plays at 1st and plays on the BR at 2nd.</p> <p>Responsible for: R1 tag up at 1st, R1 back into 1st, BR touch of 1st, BR passing runner, BR back into 1st, BR to 2nd, and BR back into 2nd.</p>	<p>¹ Anytime R1 is on U2 sets up between 2nd base and second baseman, approx. 20 feet from 2nd on the outside of the infield.)</p> <p>Pivots into the infield for plays on R1 & R2 at 2nd and plays on R1 & BR at 3rd.</p> <p>Responsible for: R2 tag up at 2nd, R2 back into 2nd, R1 to 2nd, R1 back into 2nd, R1 to 3rd, R1 back into 3rd, BR to 3rd, and BR back into 3rd.</p>	<p>Goes out on the TROUBLE ball.</p> <p>Responsible for: Fair/foul decision if hit near the foul line, and Catch/no catch call.</p> <p>Must see ball fielded and thrown back to infield.</p> <p>Stays out until the play has ended.</p>