
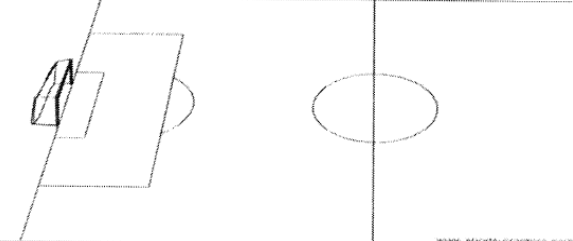
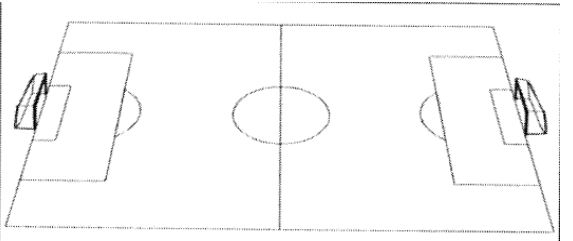
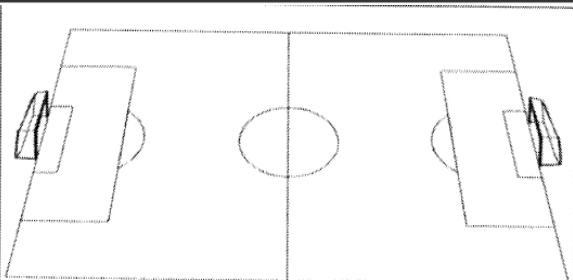


Practice Topic \_\_\_\_\_

Age Group \_\_\_\_\_ Date \_\_\_\_\_



STAGE	ORGANIZATION (DIAGRAM + RULES)	OBJECTIVES	KEY COACHING POINTS
<b>TECHNICAL WARM-UP</b>	 <p>A simple diagram of a rectangular field, representing a technical warm-up area. The field is empty, with no markings or players.</p>		
<b>SMALL-SIDED ACTIVITY (Main Part)</b>	 <p>A diagram of a small-sided soccer field. It shows a rectangular field with a goal on the left side. The field is empty, with no markings or players.</p>		
<b>EXPANDED SMALL-SIDED ACTIVITY (Main Part)</b>	 <p>A diagram of an expanded small-sided soccer field. It shows a rectangular field with two goals, one on the left and one on the right. The field is empty, with no markings or players.</p>		
<b>MATCH</b>	 <p>A diagram of a full-sized soccer field. It shows a rectangular field with two goals, one on the left and one on the right. The field is empty, with no markings or players.</p>		