

# 6U / 7U

Understanding The Game



**HELP MAKE A POSITIVE IMPACT IN THE LIVES OF KIDS IN YOUR COMMUNITY BY BECOMING AN  
AYSO VOLUNTEER THIS SEASON**

# WHY AYSO



**Vision - To Provide World Class Youth Soccer Programs That Enrich Children's Lives**

**Mission – To Develop And Deliver Quality Youth Soccer Programs Which Promote A Fun, Family Environment Based On Our 6 Philosophies**

**HELP MAKE A POSITIVE IMPACT IN THE LIVES OF KIDS IN YOUR COMMUNITY BY BECOMING AN AYSO VOLUNTEER THIS SEASON**


# AYSO Philosophies



- \* **Balanced Teams – Because It's Fair And More Fun**
- \* **Everyone Plays - Our Goal Is For Kids To Play Soccer**
- \* **Good Sportsmanship – Safe, Fair, Fun And Positive**
- \* **Player Development - Skills And Knowledge**
- \* **Open Registration - Open To All Children**
- \* **Positive Coaching – Encourage Player Effort**

**HELP MAKE A POSITIVE IMPACT IN THE LIVES OF KIDS IN YOUR COMMUNITY BY BECOMING AN  
AYSO VOLUNTEER THIS SEASON**

# You Are A Part Of The Team



Coaches, Referees And Parents Are Members Of The AYSO Team And Need To Work Together, To The Best Of Their Ability, To Make The Game Positive For The Players.

**HELP MAKE A POSITIVE IMPACT IN THE LIVES OF KIDS IN YOUR COMMUNITY BY BECOMING AN AYSO VOLUNTEER THIS SEASON**



# Every Team Needs

- **1 Head Coach – They Are Responsible For Coaching**
- **1 Assistant Coach – Assist The Head Coach**
- **1 Referee (minimum) – Ensure The safety of the players and the continuation of the game.**
- **1 Team Manager – Assist The Coach, Communicate with Parents, Organize Snacks, End of Season Party, Bonding Events**
- **1 Field Prep (minimum) – Assist The Coach In Setting Up and Taking Down The Fields on Game Days**



# How To Register As A Volunteer



- Every Volunteer Must Complete
  - Background Check Through Sterling \* \*
  - Fingerprints\* \* \*
- Every Volunteer Must Complete These Online Courses
  - SafeSport \* \*
  - AYSOs Safe Haven \* \*
  - Concussion Awareness \* \*
  - Sudden Cardiac Arrest \* \*
- Additional Online Training
  - Head Coaches \*
  - Assistant Coaches \*
  - Referees (Ages 10 And Older)\*

Region 120 Area 11Q

<input type="checkbox"/>	Certification
<input type="checkbox"/>	Risk Status (Submitted for the season)
<input type="checkbox"/>	Concussion Awareness
<input type="checkbox"/>	Fingerprinting California Only
<input type="checkbox"/>	Sudden Cardiac Arrest
<input type="checkbox"/>	AYSOs Safe Haven
<input type="checkbox"/>	SafeSport
<input type="checkbox"/>	Coaching License
<input type="checkbox"/>	Referee Grade

\* No Cost To You

\* Not Applicable For Youth Volunteers (Between Ages 10-17)

\* Only Need To Complete This Once In Your Lifetime with AYSO Region 120

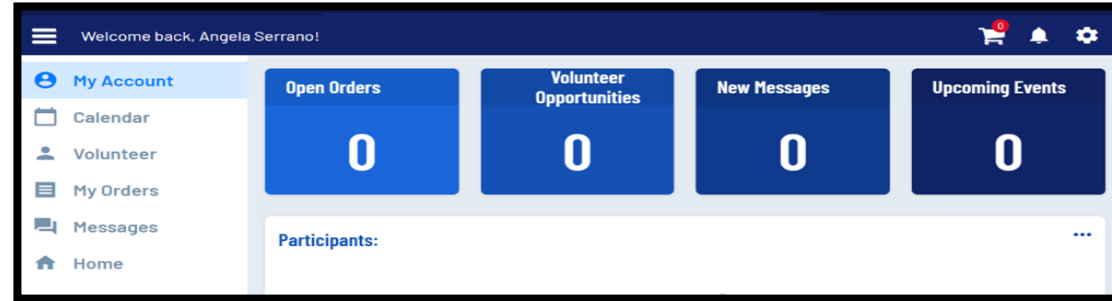
# How To Register

Step 1 - Register at AYSO120.org

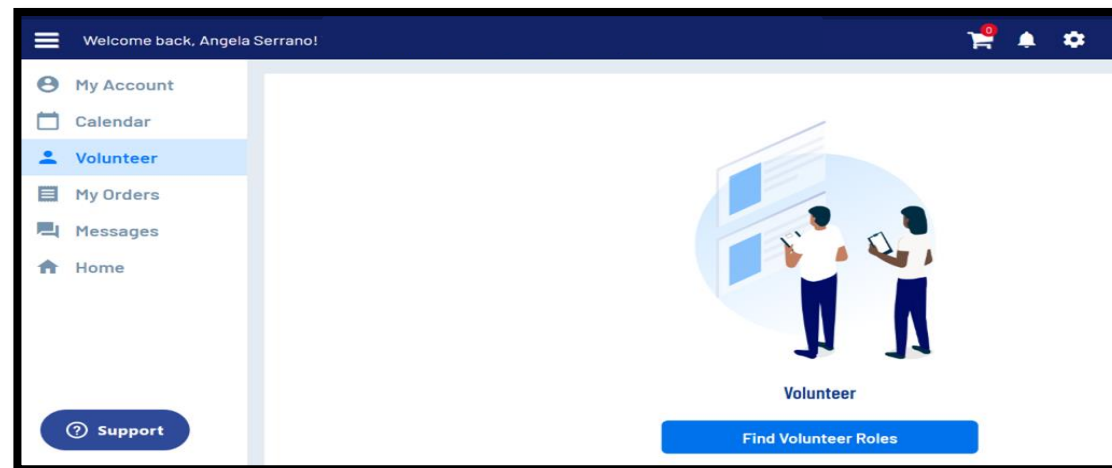


**\*Important - Each Volunteer Needs To Have Their own Username And Password**

Step 2 – Your Home Page



Step 3 – Select Volunteer and Find Volunteer Role



# How To Register

Step 4 – Select Program – Spring 2024 Core

Step 5 – Select a Division –

Step 6 – Select a Role –

Step 7 – Complete the Questionnaire

- Fill Out The Questionnaire
- Contact Information
- Proof Of Identification
- Additional Information
- Sign The Waivers
  - Waiver,
  - Consent,
  - Release,
  - Disclaimer And Assumption Of Risk Agreement
  - COVID-19 Assumption Of Risk,
  - Waiver And Release Of Liability Agreement

**You Can Sign Up For  
Multiple Roles**

**Complete Steps 2-7 For  
Each Role**





# AYSO Offers All Volunteers

No Experience Needed



**Online Training  
Courses**



**In-Person  
Training**



**Mentoring**

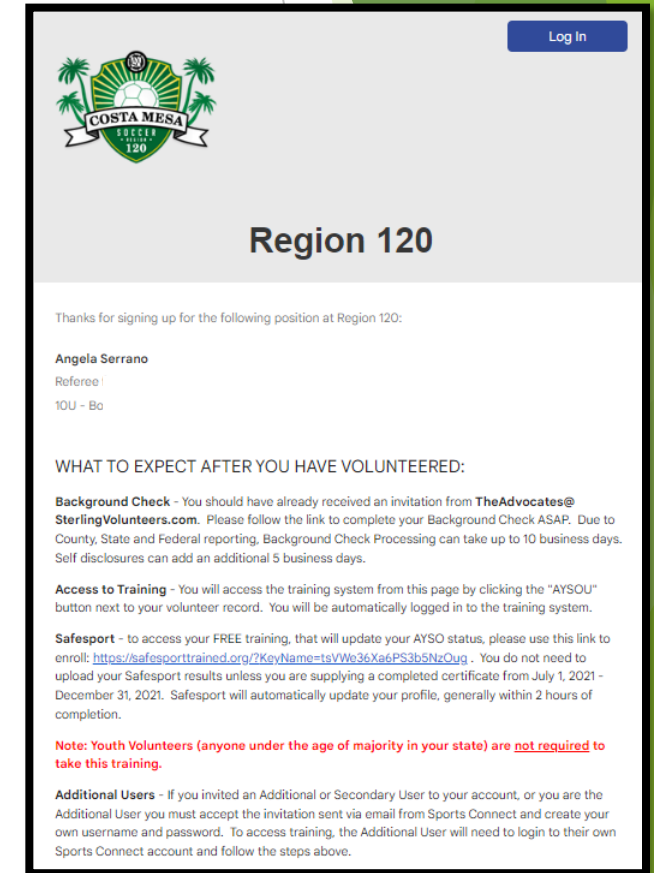
Coaches Receive Free Equipment – Balls, Ball Bag, Cones,  
Pennies, First Aid Kits, Goalie Jersey, Goalie Gloves

Referees Receive Free Gear and Equipment – Uniforms, Whistle,  
Flags, Game Coin

# How To Register



- You Will Receive An Email For Free Background Check From Sterling Volunteers.
  - Done Once a Year
- Get Fingerprinted For Free\*
  - Only Need To Get Fingerprinted Once While With AYSO Region 120
  - Live Fingerprint Events Scheduled At Jack Hammett Sports Complex
    - Tuesday, February 27
    - Wednesday, March 6
    - <https://www.signupgenius.com/go/10C0949AAA72BA7F9C43-48132846-ayso>
- \* Not Applicable For Youth Volunteers



# Mark Your Calendar

- March 2 – Opening Day
- March 30 - No Games
- April 6 - No Games
- April 13 - Silent Saturday
- May 11 - Last Game Of Season

## **Rainouts**

- Practice - Mudline (714-754-5041)
- Games – Receive an email From AYSO Region 120



**HELP MAKE A POSITIVE IMPACT IN THE LIVES OF KIDS IN YOUR COMMUNITY BY BECOMING AN  
AYSO VOLUNTEER THIS SEASON**

# Important Things To Remember



- Kids Zone
- Practices And Games
  - Age - Appropriate Size Ball
  - Shin Guards Are Mandatory
  - Cleats Or Tennis Shoes
  - No Jewelry
  - No Metal Hair Clips
- Be Prepared
  - Water
  - Sunscreen
  - Hats
- Drive Slow In The Parking Lot
- No Pets On The Field
- No Electric Bikes On The Field
- Pick Up After Yourself
- Stay Up To Date
  - AYSO120.ORG
    - Regional Calendar
    - Important Information
  - Follow Us On Facebook
  - Follow Us On Instagram

**HELP MAKE A POSITIVE IMPACT IN THE LIVES OF KIDS IN YOUR COMMUNITY BY BECOMING AN  
AYSO VOLUNTEER THIS SEASON**

# Important Things To Remember



1. Keep it fun.
2. Parents and Spectators comments must be positive and not give instructions. No one may stand behind the goal lines.
3. Coaches are not on the field and stay on the touchline (side line) near the middle of the field.
4. Home team's referee will referee the game.
5. Games are played with 4 players on each team. If the other team is missing players please let one of your players be a hero and help them out by playing on their team.
6. Please have your team arrive early enough so that they can practice 30 minutes before the game. The game will begin at 9:25 am. Each half is 16 minutes.
7. Kick off is from the middle of the field and defending players must be 10 feet away.
8. Players do not switch sides at half time.
9. The other team will kick off after a goal is scored.
10. Let them play. Only restart the game with a kick in if they go too far off the field.
11. All restarts are kick ins from the Touch Line (side line)
12. There are no goalkeepers. Please let all of your players attack when your team is attacking and all players defend when your team is defending. It is okay to have one player positioned near the half. No goal tending.
13. We do not keep score. If one team scores a lot more goals make sure to give the other team goal scoring opportunities. You can move the kickoff closer to their goal or simply roll the ball out to the players near their goal and let them score. The emphasis at this age are ball skills, learning to pass the ball, learning to tackle the ball and working as a team.

**HELP MAKE A POSITIVE IMPACT IN THE LIVES OF KIDS IN YOUR COMMUNITY BY BECOMING AN  
AYSO VOLUNTEER THIS SEASON**



# Field Schedule Practices / Games



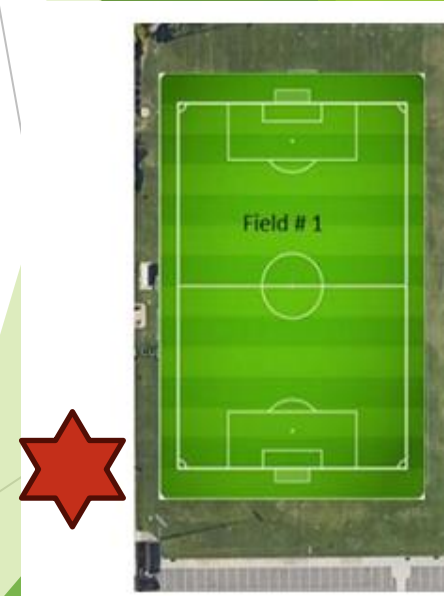
		North Field 3			North Field 4			Field 5			
C	C	E	F	G	E	F	G	A	B	C	D
B	B	Open Field A	D	Open Field C	Open Field A	D	Open Field C	Open Field - A	Open Field - B	Open Field - C	Open Field - D
A	A	A	B	C	A	B	C	A	B	C	D
Field 1		Field 2		South Field 3			South Field 4		Field 6		



**HELP MAKE A POSITIVE IMPACT IN THE LIVES OF KIDS IN YOUR COMMUNITY BY BECOMING AN AYSO VOLUNTEER THIS SEASON**

# 6U / 7U Guidelines

- 5 Players On A Team
- 4 vs 4 On The Field
- Size 3 Ball
- Weekday Practice
  - 1 Hour Max – 1 Time A Week
- 8U Referee - 1 Center
- Saturday Practices / Games
  - At Jack Hammett Sports Complex
  - Games Will Be Posted In Sports Connect
  - Game Start at 9:00am, 10:30am
  - 25 Minute Practice
  - 25 Minute Game
- Field Set Up / Clean Up
  - Get Equipment From Shed
  - Return Equipment To Shed
- Each Bag Contains
  - 1 Goal
  - 2 Corner Flags
- Shed is Located At The Front Entrance of JHSC (Near Field 1)



**HELP MAKE A POSITIVE IMPACT IN THE LIVES OF KIDS IN YOUR COMMUNITY BY BECOMING AN  
AYSO VOLUNTEER THIS SEASON**

# 6U / 7U Guidelines

- Where To Sit On The Sideline?

Home Team Sits on the Left (H)

Away team Sits On The Right (A)



Home Team Sets Up The Fields for the 9:00 Games And Takes The Fields Down After The Games On All Fields Except 3D

- Snack Bar

This is a fundraiser for our Travel Team. Please Support!



**HELP MAKE A POSITIVE IMPACT IN THE LIVES OF KIDS IN YOUR COMMUNITY BY BECOMING AN  
AYSO VOLUNTEER THIS SEASON**

# How To Print Rosters

- AYSO120.org

- Team Central -

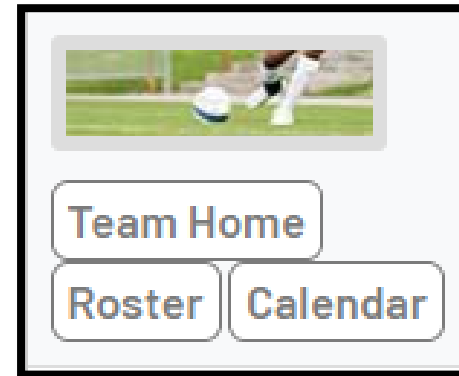
TEAM CENTRAL

- Posted Schedules

POSTED SCHEDULES

- Team Directory -

TEAM DIRECTORY



Roster View

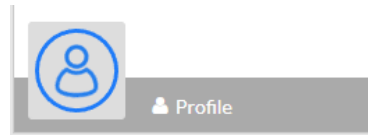
Photo View

Print Roster

Print Team Line Up

Coach's Clipboard

- Upload Your Child's Picture -



- Coach's Clipboard

- A lot of valuable information for all Parents

- Uniforms – Thursday Pick Up
- Equipment - Thursday Pick up - Every Player gets a size 3 Ball, Coaches get Cones, Pennies, Ball Bag
- Clear Envelopes to Store Important Documents





# Additional Training And Support



PROTOUCHSOCCER.COM

PRO TOUCH

**1-on-1 Coach Mentoring Topics**

- Finishing
- Dribbling
- Control
- Passing
- Defending

POWERED BY

COSTA MESA SOCCER 120

TRAIN WITH THE PROS

The poster features a green checkmark, a Pro Touch logo, and a photo of two female coaches in white shirts and caps.



PRO TOUCH SOCCER

**GOALKEEPER FREE CLINIC**

PRO TOUCH

AYSO Region 120 Players

Work on proper galkeeping fundamentals, diving techniques and goalie-specific skills with Pro Touch professional trainers

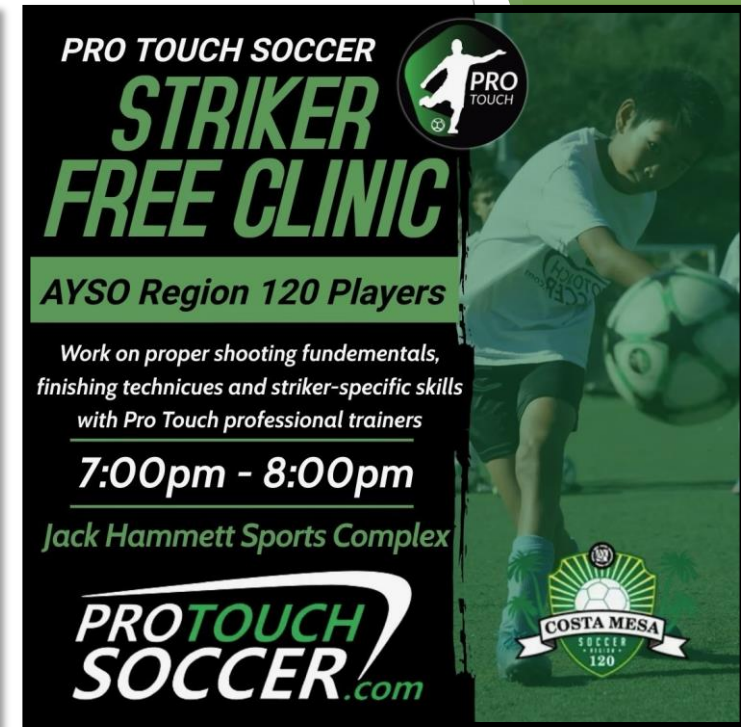
**7:00pm - 8:00pm**

Jack Hammett Sports Complex

PRO TOUCH SOCCER.com

COSTA MESA SOCCER 120

The poster shows a young boy in a blue and green jersey diving to catch a soccer ball.



PRO TOUCH SOCCER

**STRIKER FREE CLINIC**

PRO TOUCH

AYSO Region 120 Players

Work on proper shooting fundamentals, finishing techniques and striker-specific skills with Pro Touch professional trainers

**7:00pm - 8:00pm**

Jack Hammett Sports Complex

PRO TOUCH SOCCER.com

COSTA MESA SOCCER 120

The poster shows a young boy in a white shirt and black shorts kicking a soccer ball.

- Coach Clinics - Monday
- 1:on:1 Team Mentoring
  - Tuesday and Wednesday
  - 5:00pm – 6:00pm
  - 6:00pm – 7:00pm

- Goalie Clinics – Every Other Week
  - Tuesday and Wednesday
  - 7:00pm – 8:00pm
- Striker Clinics – Every Other Week
  - Tuesday and Wednesday
  - 7:00pm – 8:00pm





*Where There's A Will, There's A Volunteer Position Waiting To Be Filled!*

*AYSO Runs On 100% Volunteer Power.*

*Volunteers Are The Heartbeat Of Region #120, Helping Kids All Throughout Costa Mesa Experience The Joys Of Soccer!*

*Help Make A Positive Impact In The Lives Of Children In Your Community By Becoming And AYSO Volunteer This Season!*

*No Experience Is Needed!*

*We'll Teach You Everything You Need To Know!*

*Contact Your Division Coordinator For More Information  
On Becoming An AYSO Volunteer!*

# Volunteer Today – We Need You!



**HELP MAKE A POSITIVE IMPACT IN THE LIVES OF KIDS IN YOUR COMMUNITY BY BECOMING AN  
AYSO VOLUNTEER THIS SEASON**

# Contacts



Regional Commissioner - Chris Yangerlener - [chris.y@ayso120.org](mailto:chris.y@ayso120.org)

Assistant Commissioner – Imelda Validia - [Imelda.v@ayso120.org](mailto:Imelda.v@ayso120.org)

Coach Administrator - Angela Serrano - [angela.s@ayso120.org](mailto:angela.s@ayso120.org)

CVPA - Anne McEligot - [anne.mc@ayso120.org](mailto:anne.mc@ayso120.org)

Referee Administrator - Frank Anderson - [frank.a@ayso120.org](mailto:frank.a@ayso120.org)

Director Of Coordinators - Angela Serrano - [angela.s@ayso120.org](mailto:angela.s@ayso120.org)

## Division Coordinators

6U and 7U - Summer Anderson - [summer.a@ayso120.org](mailto:summer.a@ayso120.org)

8U – Alan Polk– [alan.p@ayso120.org](mailto:alan.p@ayso120.org)

10U - Stephanie Caldera - [stephanie.c@ayso120.org](mailto:stephanie.c@ayso120.org)

12U – Cari Smith - [cari.s@ayso120.org](mailto:cari.s@ayso120.org)

14U – Imelda Validia - [Imelda.v@ayso120.org](mailto:Imelda.v@ayso120.org)

16U and 19U – Imelda Validia - [Imelda.v@ayso120.org](mailto:Imelda.v@ayso120.org)