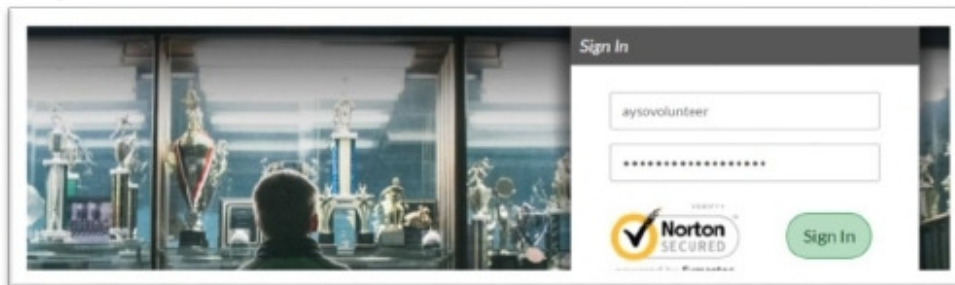


Creating a Youth Volunteer Account

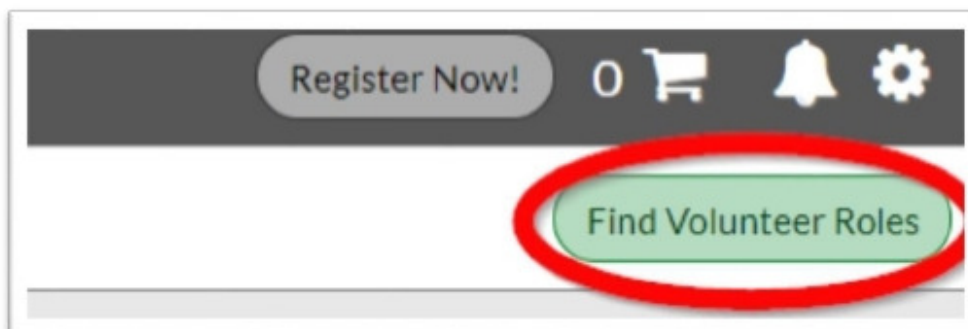
1. **Sign in to your Blue Sombbrero Account from your Region's Portal (must already have a Parent or Guardian Account).**



2. **Select "Volunteer" from your "My Account" Portal.**



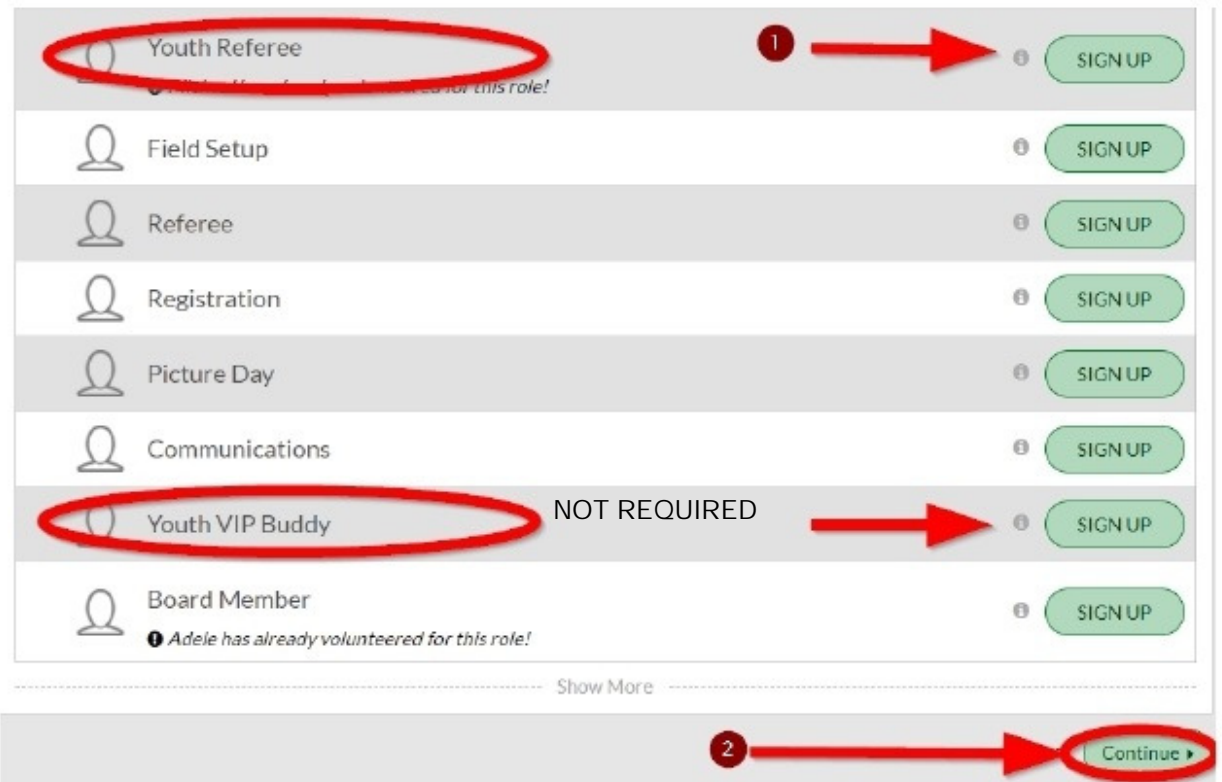
3. **Select "Find Volunteer Roles."**



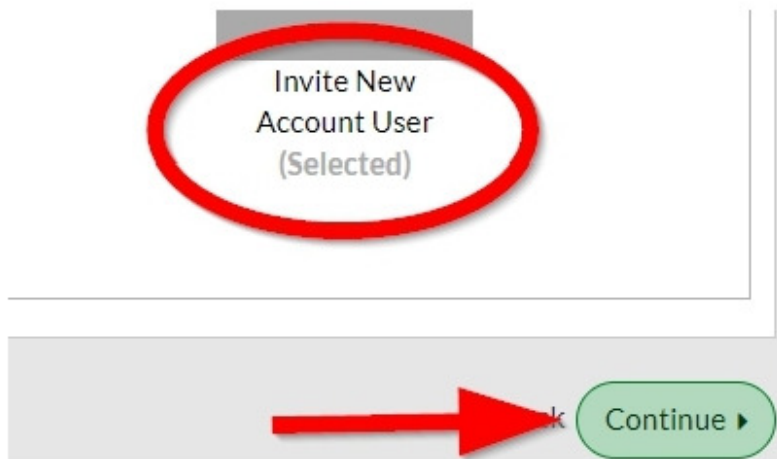
4. **Find and Select "Volunteer Registration –MY18" and then click "View Roles."**



5. Scroll down to Youth Referee or Youth VIP Buddy and click continue.



6. Click "Invite New Account User" and select "Continue."



7. Fill in Youth Volunteer's First Name and Last Name, all appropriate fields, and information.

Additional Position Information

1 Youth VIP Buddy > Volunteer Registration - MY17 > Volunteer Registration - MY17

First Name*

Middle Name

Nickname 30 Characters Remaining

Last Name*

8. It's **important** to fill in an email that is different from the parent's. An invitation for Youth Volunteering will be sent to this email for the Youth Volunteer to accept.

Email Address* 100 Characters Remaining

Email is required

9. Read and Accept Waiver Form.

**Authorization, Disclaimer,
Assumption of Risk and
Waiver and Consent
Agreements:**

EMERGENCY AUTHORIZATION: I, the undersigned parent or legal guardian of the above-named youth volunteer, a minor ("Youth Volunteer") hereby authorize an adult volunteer of the American Youth Soccer Organization ("AYSO"), the above identified Emergency Contact and/or other officials of AYSO to act as my agents in the capacity of activity supervisors and vehicle drivers, and I authorize each of them as well as the above-identified Emergency Contact to consent to medical, surgical or dental examination and/or treatment.

I HAVE READ THE ABOVE EMERGENCY AUTHORIZATION, AND THE DISCLAIMER.



10. Select "Click Here to eSign Form" and Continue.



11. Read, Agree, and eSign as the parent or legal guardian of youth volunteer and select "Continue to review."

I agree to use an electronic signature [{read more}](#)

Back

Cancel this application

Continue to review

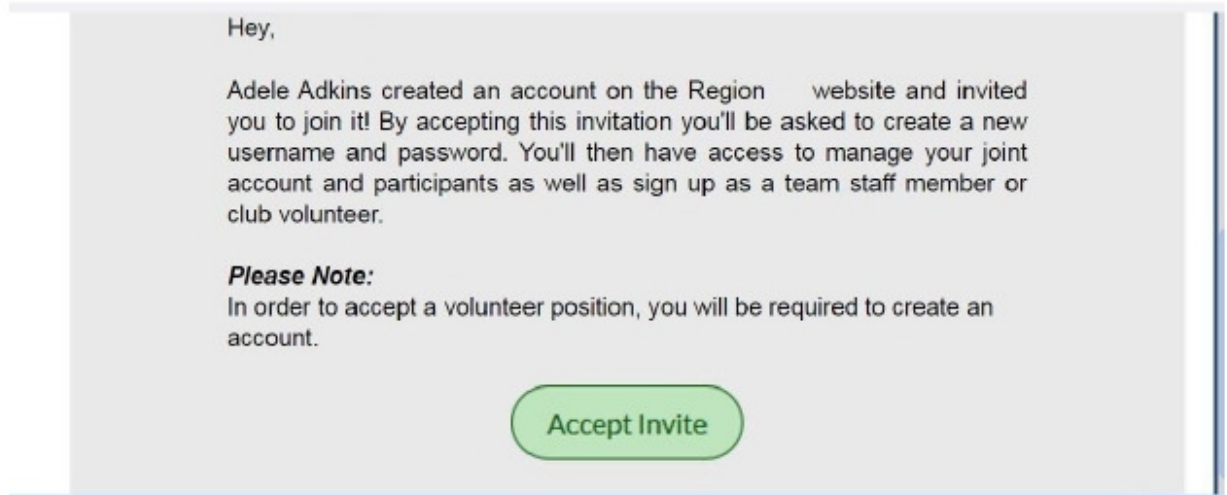
12. Submit signed volunteer application.



13. Go to Youth Volunteer's Email and accept parent invitation.

- ACTION NEEDED: Adele Adkins volunteered you to be a Youth Refer...

Shopping ★



14. Create a New Username and set a New Password for your Youth Volunteer account.

Create New Account

AYSO

Youth Volunteer

aysoyouthvolunteer@ayso.org

Create Username

Password

Confirm Password

Create Account!

Information" and click Continue.

15. Fill out "Primary Parent/Guardian


Primary Parent/Guardian Information



AYSO Youth Volunteer
Email: aysoyouthvolunteer@ayso.org
Username: aysoyouthvolunteer

Gender* FEMALE

Select your relationship to your participants:* Mother



16. Fill out "Additional Position Information" and eSign Waiver Form.

Additional Position Information

1

Youth Referee

Volunteer Registration - MY18

Volunteer Registration - MY18



AYSO Youth Volunteer
D.O.B: Jan 13, 2002
Email Address: aysoyouthvolunteer@ayso.org

First Name* AYSO

Middle Name

Authorization, Disclaimer, Assumption of Risk and Waiver and Consent Agreements:

EMERGENCY AUTHORIZATION: I, the undersigned parent or legal guardian of the above-named youth volunteer, a minor ("Youth Volunteer") hereby authorize an adult volunteer of the American Youth Soccer Organization ("AYSO"), the above identified Emergency Contact and/or other officials of AYSO to act as my agents in the capacity of activity supervisors and vehicle drivers, and I authorize each of them as well as the above-identified Emergency Contact to consent to medical, surgical or dental examination and/or treatment.
I HAVE READ THE ABOVE EMERGENCY AUTHORIZATION, AND THE DISCLAIMER.

Accept Waiver?* Yes



17. Creation of the Youth Volunteer Account is Complete! Please allow 24 hours for the new youth volunteer account to gain access to AYSO-U (Permissions are granted manually at the National Office). After 24 hours, the youth volunteer can access AYSOU-U training by single-sign on the Region Portal homepage or directly at www.aysou.org with their separate username and password.

Trouble logging in? Don't forget to update your eSignature every time you edit your account information or password!