



2017

AMERICAN YOUTH SOCCER ORGANIZATION

- ### US Soccer and AYSO Player Development Initiative:
- **Section 1 1 Implementation**
 - **Mechanics of the PDI**

EVERYONE PLAYS® BALANCED TEAMS OPEN REGISTRATION POSITIVE COACHING GOOD SPORTSMANSHIP PLAYER DEVELOPMENT



Purpose

- Provide brief explanation of PDI
- Provide guidance to referees and coaches in how to administer matches impacted by the adoption of the PDI

PDI Focus On Player Development

- Development over winning
- Create environment for player success
- Program uniform across US
- Reduce advantage of strongest/fastest
- Increase technical skills
- Keep ball on ground

PDI Impact on Game

- Use small-sided games in 6U through 12U (AYSO has done this for several years)
- Move to birth year registration
- Modify 9U - 12U to promote build up of play and enhance technical skills

PDIs Captured In AYSO National Rules & Regulations*

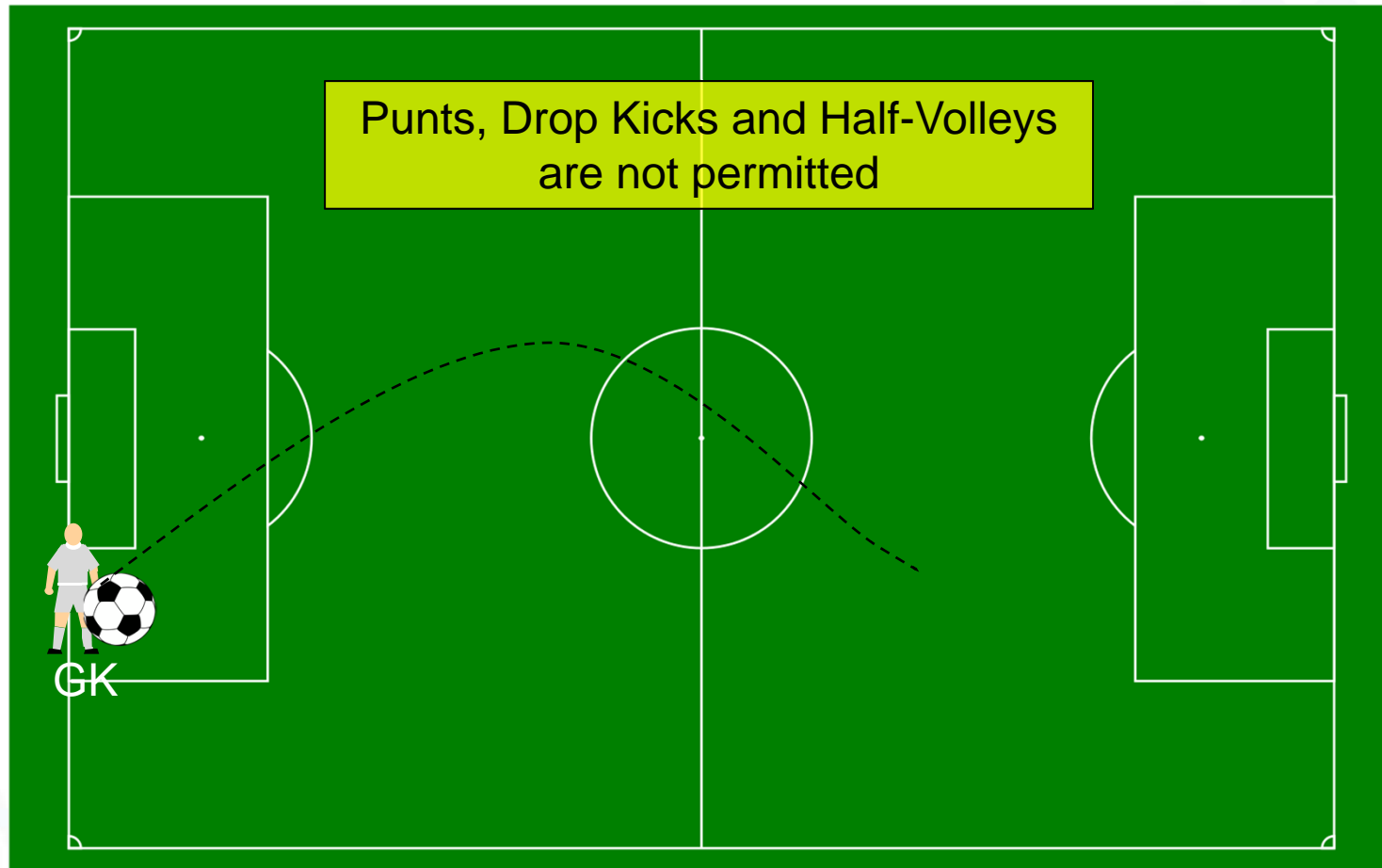
- Section I
 - Part H. Small-sided matches
 - Part I. Heading the ball
 - Part J. Throw-ins (6U – 8U)
 - Part K. Goalkeeper punts (9U – 12U)
 - Part L. Build-out line (9U – 10U)

*<http://www.ayso.org/Assets/For+Volunteers/Resources/Governing+Documents/Rules+Regulations.pdf>

Focus on Administering 9U through 12U Matches

- No significant impact to referee duties in 6U and 8U
- Goalkeeper punts are now NOT allowed in 9U -12U
- In addition 9U - 10U has Build-out Line (BOL) to promote development of technical skills

GK Punts Are Prohibited in 9U through 12U



How Does GK Put Ball Into Play? (9U - 12U)

- With ball in possession (in hands), the GK must put ball into play by throw, roll, or pass
 - Punts (drop kicks, etc) are not permitted
 - Per LOTG the GK may not be challenged when ball in his/her hands
 - Ball is “in play” when released from GK hands

Goalkeeper Punt Infraction (9U - 12U)

- If GK punts ball:
 - Referee stops play and awards IFK to opponents at location where GK punted ball
 - If GK was inside Goal Area, the ball is placed on the Goal Area Line, parallel to the Goal Line, closest to the punt location
 - Repeated Infractions should not be considered as part of Persistent Infringement misconduct

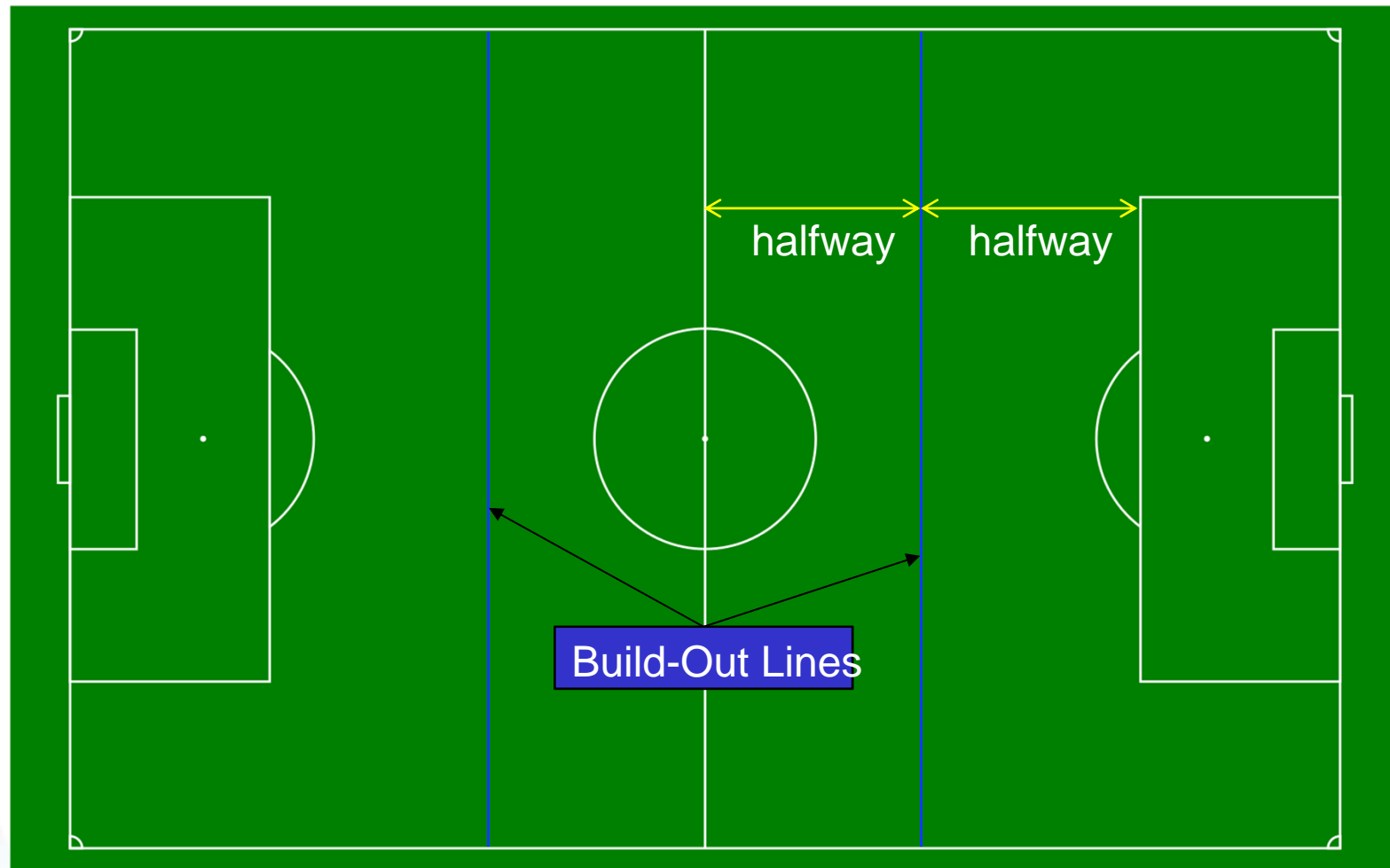
What about other saves by GK? (9U - 12U)

- If GK kicks/punches ball rather than trying to collect ball with hands, then play continues as usual

9U - 10U Build-Out Line (BOL)

- 9U -10U matches now include BOL to help promote development of player skills
- BOL only impacts these three situations:
 - Goalkeeper putting ball into play after possessing in hands
 - Offside
 - Goal Kicks

9U - 10U Build-Out Line



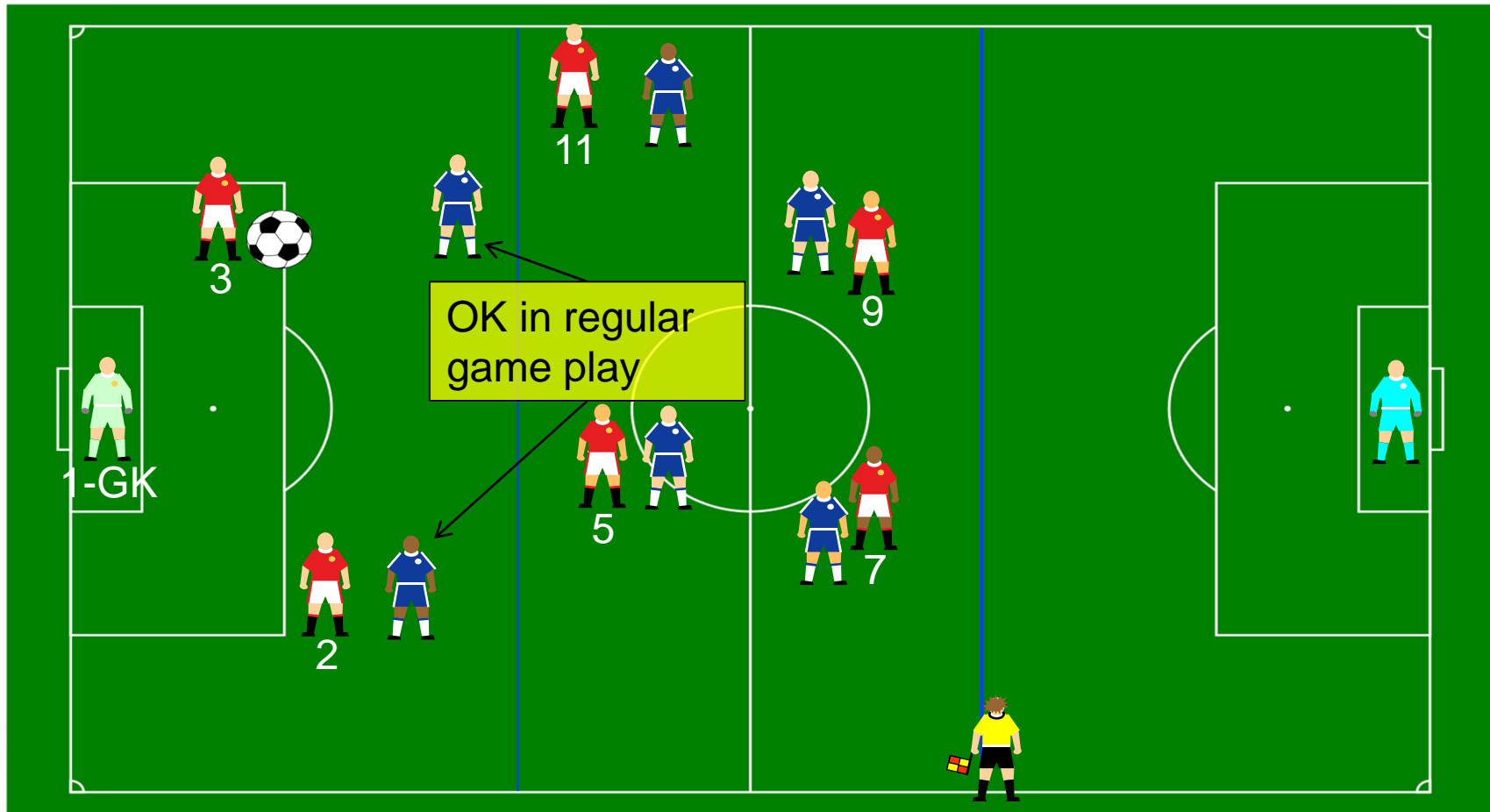
9U - 10U Build-Out Line

- Located halfway between the halfway line and penalty area line parallel to the goal line
- Line may be solid, dashed, or simply marked by cones (or flags) off the field
 - Referee needs to know how line is marked prior to match
 - Good practice to remind players/coaches prior to match

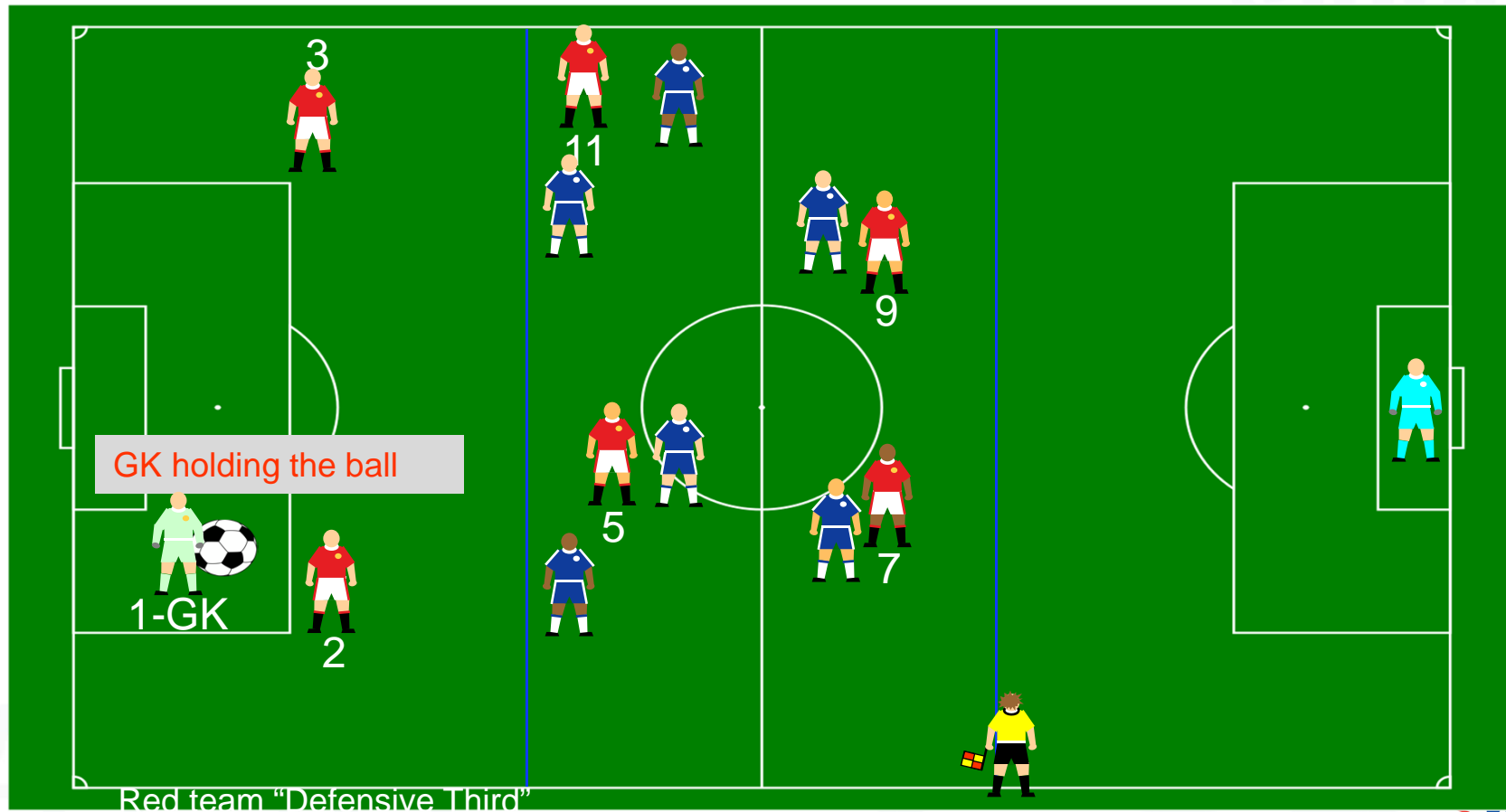
Build-Out Line Basic Concept

- Putting the ball into play from a Goal Kick or from the Goalkeeper's hands requires that the player putting the ball into play attempt to pass the ball to a teammate on the same side (goal-side) of the BOL
 - Promotes development of skills
- In the same vein the BOL replaces the halfway line in the judgement of offside infractions
 - Allows attacking team more room to develop attack

BOL Does Not Restrict Player Location During Normal Play



Opponents MUST Move Behind BOL When GK Gets Possession



BOL and Goalkeeper Possession

- During normal play there is no restriction on player location
- When GK gains possession of ball with hands:
 - Opponents must retreat behind BOL
 - GK has option to put ball into play without waiting for opponents to retreat

Goalkeeper Putting Ball into Play

- GK must throw, roll, or pass ball to teammate standing on goal-side of BOL
 - GK may not punt the ball
 - GK is allowed to dribble the ball before passing it to teammate
- Infraction: Ball deliberately thrown, rolled, or passed beyond BOL
 - Stop play, restart play with IFK for opponents at the location where the Goalkeeper released the ball
 - If, in Referee's opinion, the infraction was not deliberate then play continues
 - Repeated infractions should not be considered as part of Persistent Infringement misconduct

Putting Ball into Play: Other Considerations

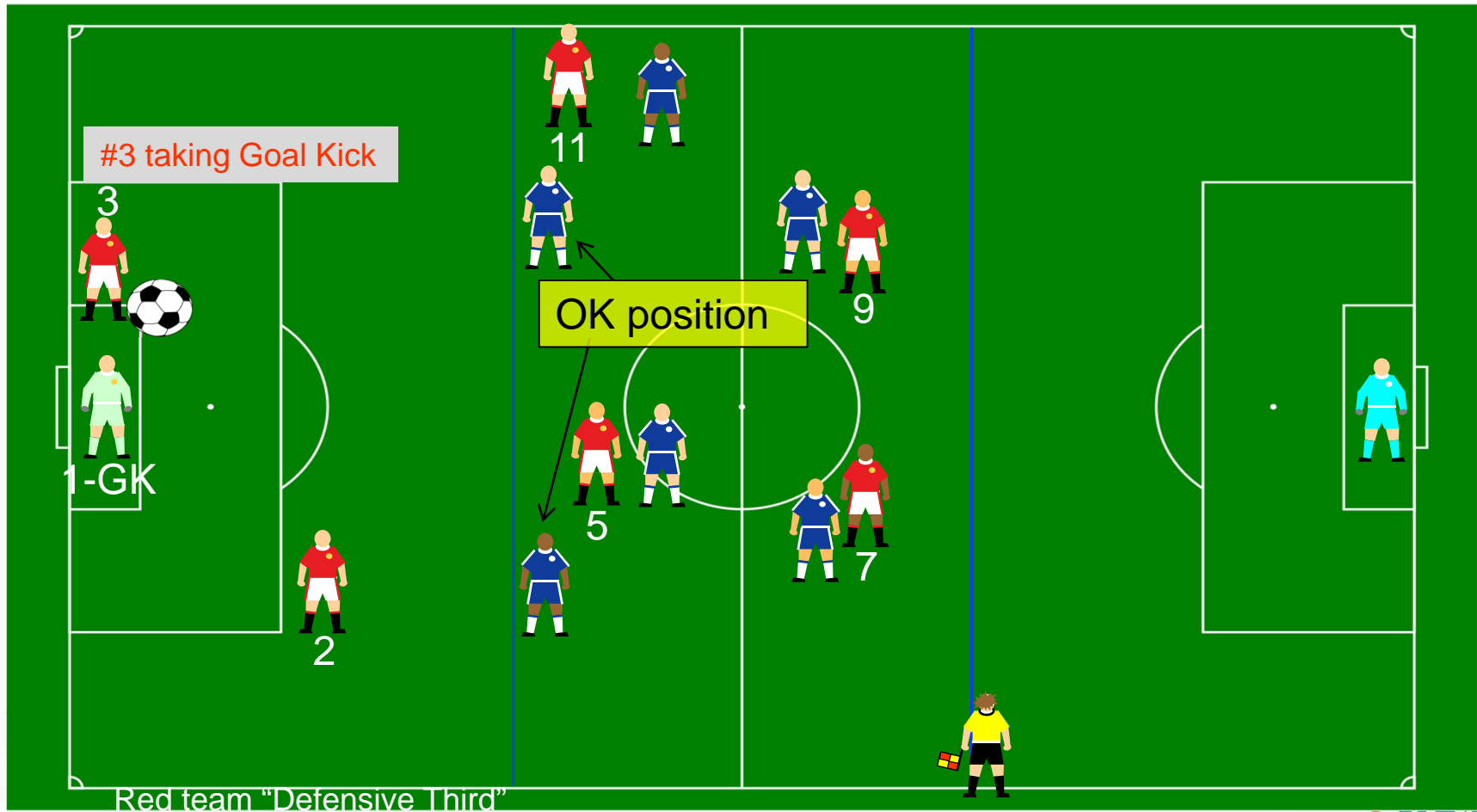
- GK does not need to wait for opponents to retreat; takes risk of interception
- **Referee should encourage opponents to retreat**
 - GK has “6-seconds” to put ball into play after opponents have retreated across BOL (not commonly enforced in 9U/10U – vocally encourage GK to put ball into play)
- If ball goes directly out of play without crossing BOL, then restart with TI or CK for opponents as appropriate
- If GK dribbles ball beyond BOL let play continue

Putting Ball Into Play: Opponent Considerations

- Opponents may cross the BOL as soon as the ball is released from the GK's hands
 - Do not have to wait for it to reach intended target player
- Infraction: opponents cross BOL before GK releases ball
 - Hold up play, ask opponent to retreat, and then continue play (if necessary to stop play, then restart with Dropped ball to Goalkeeper)
 - Use judgement and don't interfere for trifling infraction
 - Repeated infractions should not be considered as part of Persistent Infringement misconduct

Opponents MUST Move Behind BOL for Goal Kick

BOL for Goal Kick



Putting Ball Into Play From Goal Kick

- Player taking Goal Kick must attempt to pass ball to teammate standing on goal side of BOL
- Infraction: Ball deliberately kicked beyond BOL
 - Referee stops play and awards IFK to opponents on Goal Area Line, parallel to Goal Line, closest to where the Goal Kick was initially taken
 - If, in Referee's opinion, the infraction was not deliberate then play continues
 - Repeated infractions should not be considered as part of Persistent Infringement misconduct

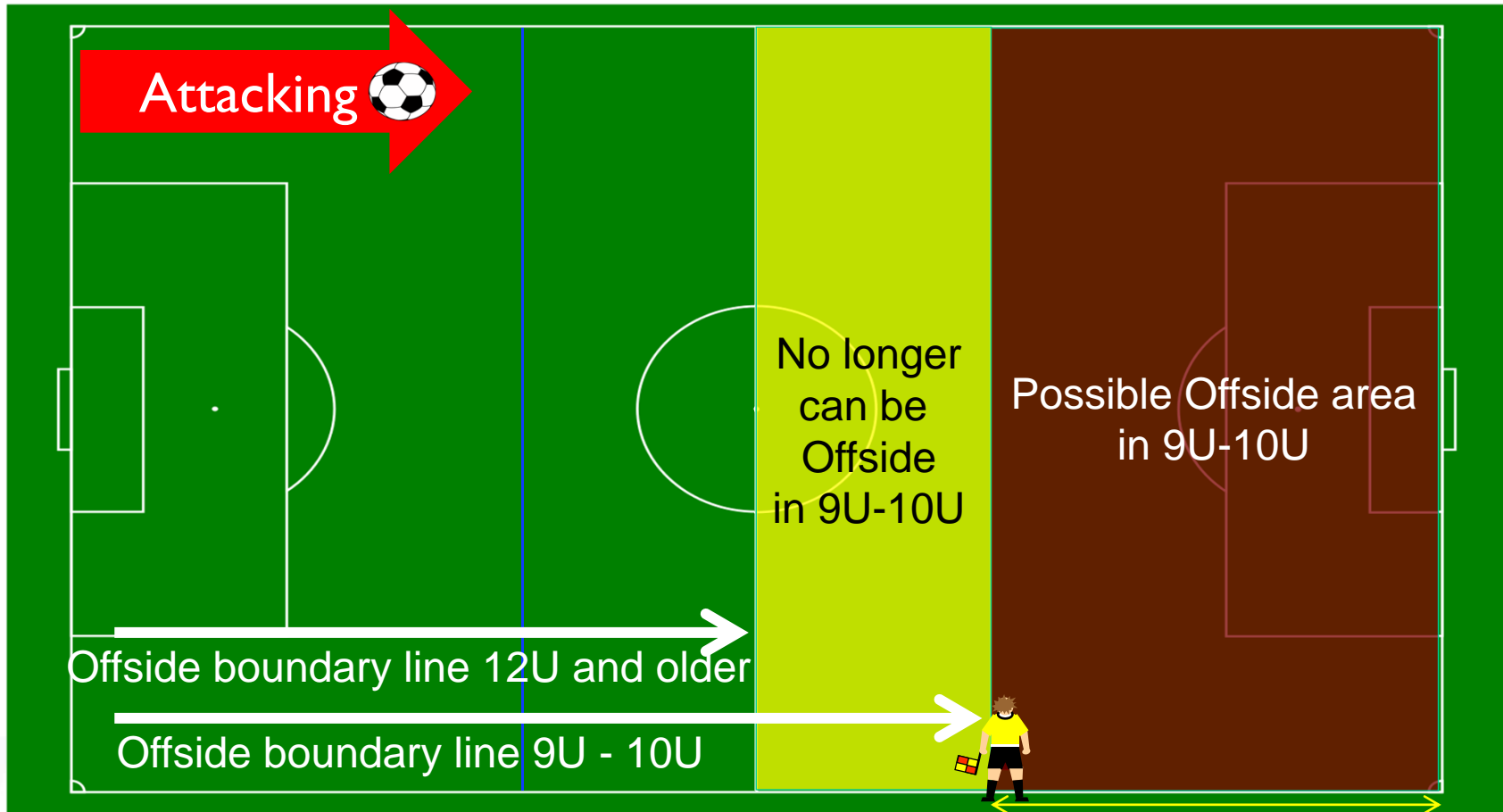
Putting Ball into Play from Goal Kick: Other Considerations

- Referee should encourage opponents to retreat
- Player taking Goal Kick does not need to wait for opponents to retreat; takes risk of interception
- If ball kicked directly out of play without crossing BOL then restart with TI or CK for opponents as appropriate

Putting Ball into Play from Goal Kick: Opponent Considerations

- Opponents may cross BOL as soon as ball is kicked
 - Per LOTG ball is not in play until it exits penalty area
- Infraction: Opponents cross BOL before kick is taken
 - Referee stops play; asks opponents to retreat, then Goal Kick is retaken
 - Repeated infractions should not be considered as part of Persistent Infringement misconduct

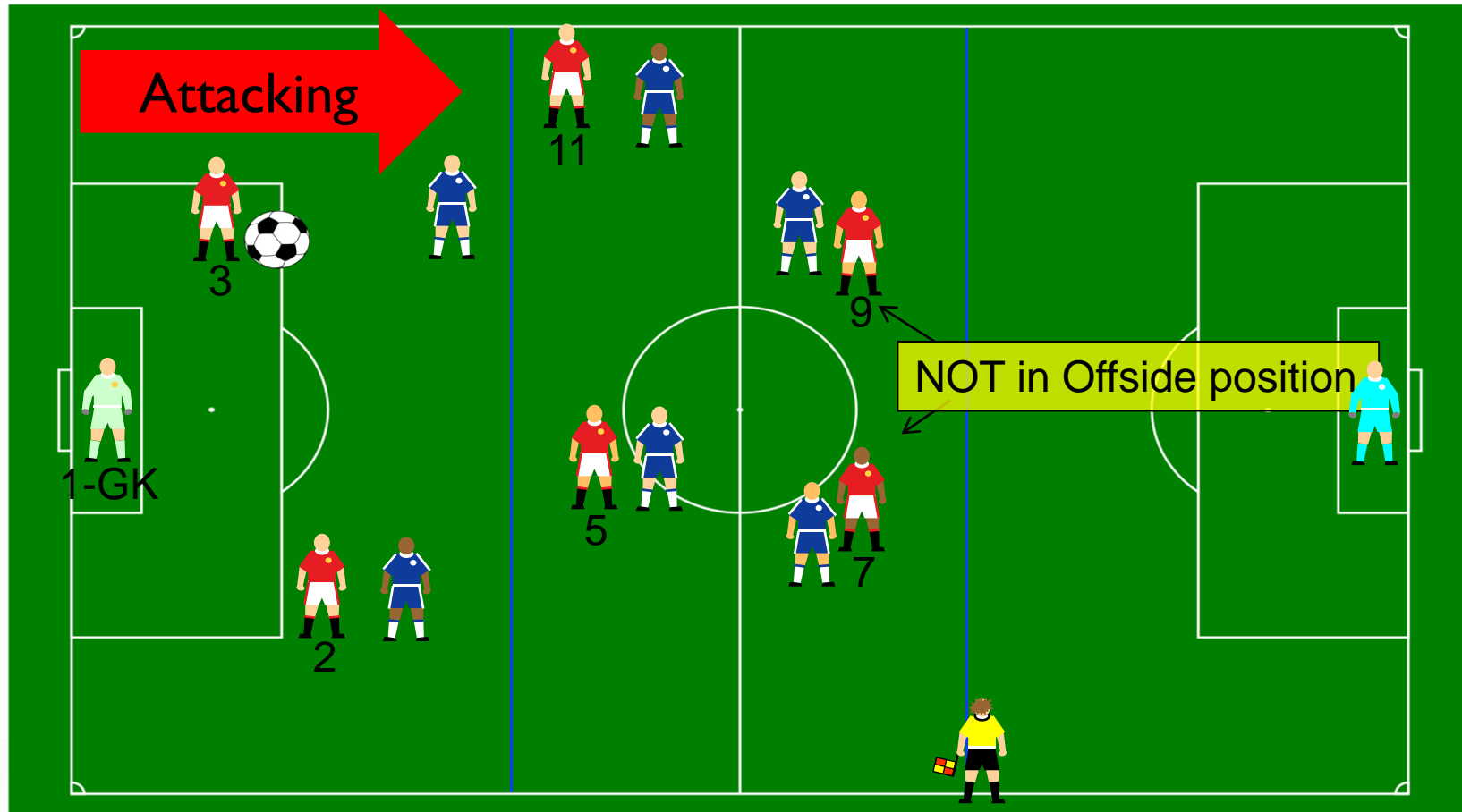
BOL Limits Location of Offside Position



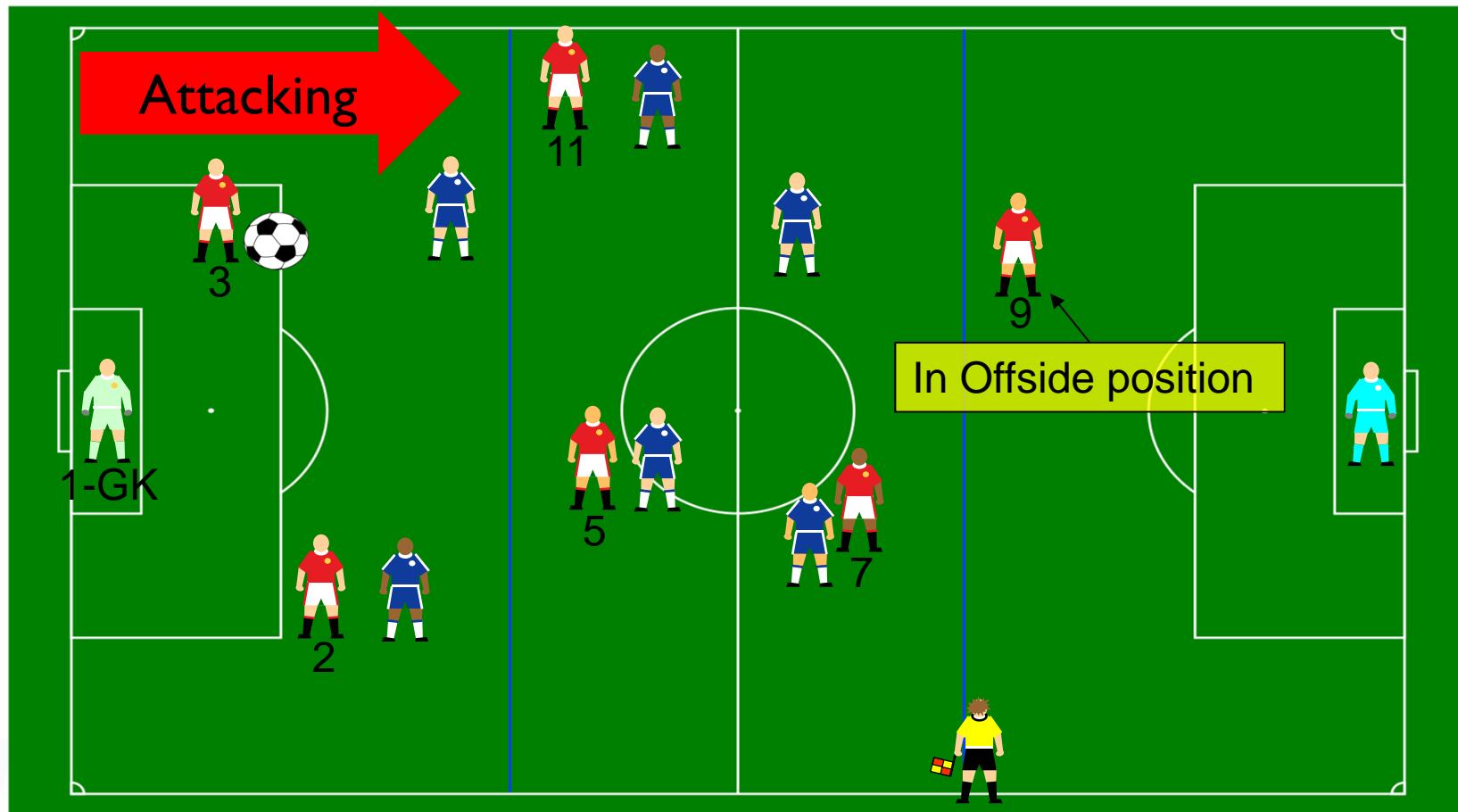
BOL and Offside

- The area of potential offside infractions is defined by the BOL and the closest goal line.
- The BOL replaces the Halfway Line as the boundary where offside infractions are considered

BOL Defines Potential Offside Infractions



BOL Defines Potential Offside Infractions



Summary

- Goalkeeper punts NOT allowed in 9U through 12U
- Build-Out Line used in 9U and 10U to help reduce pressure and promote attacking skills development
 - Impacts offside, goal kicks, goalkeeper possession
- Work with the coaches to address repeated infractions

Acknowledgements

- We wish to thank Section 10 for creating this powerpoint deck presentation.
- We wish to thank Rich McGuire, I0/E/4, for much of the graphical content

Conclusion

- Communicate and train referees and coaches
- During transition errors will occur by both players, coaches and referees
- Allow a transition period... 4 weeks ??
- This is educational... Be lenient !
- Don't go crazy !

2017-2018 LOTG Changes

www.theifab.com

Many clarifications and wording changes

Some substantive changes, for example:

- No YC for “stopping a promising attack” (foul or handling) if it was an attempt to play the ball and a PK is awarded
- DFK if player enters field without permission and interferes with play; send off if DOGSO
- Player taking KO can be in opponents’ half of the field
- FK on boundary line for offenses by or against players outside the field of play
- In KFTPM, cautions required for kickers and goalkeepers penalized after referee signals for the kick



EVERY CHILD HAS THE RIGHT TO PLAY | BALANCED TEAMS | CLEAN REGISTRATION | POSITIVE COACHING | GOOD SPORTSMANSHIP | PLAYER DEVELOPMENT

Ken Aston Referee Camps

