
	<p>American Youth Soccer Organization Section 11 "More Soccer for More Kids"</p> <p>National Referee Assessment Guidelines</p>	
---	---	---

Mission Statement

Section 11's Referee Staff is committed to supporting our program in order that players in Section 11 are provided with well-trained and experienced referees. The Section Referee Staff will support the Areas and Regions within Section 11 to ensure that sufficient resources and training are available to uphold a quality referee program

Assessment Guidelines

To maintain consistency at the highest levels of officiating within the Section, the following guidelines will be used for all upgrades to the National Referee level. Each National Referee Candidate must comply with the AYSO National Referee Program guidelines, which require candidates to successfully complete two assessments as Referee and one assessment as Assistant Referee, all on 19U games if they are available. A B16U game may be used for one successful Referee assessment per candidate, if approved in advance by the Section Director of Assessment (SDRA) or the Section Referee Administrator (SRA).

A Candidate for certification as National Referee must have:

- a minimum of one year's experience (time in grade) as an Advanced Referee by the time his/her completed Application for Referee Certification ("application") is submitted; and
- a completely filled-out application, **including games completed and signature.**



The Section 11 National Referee upgrade assessment process is outlined in the steps below. All National Referee Candidates must follow the steps as outlined.

Step 1: Prior to requesting a formal National Assessment, a candidate should obtain one or more friendly mentoring reviews from a National Referee Assessor or National Referee, who has been approved by a candidate's Area Director of Referee Assessment (ADRA) or Area Referee Administrator (ARA). Such mentoring helps prepare a candidate and can improve the formal assessment experience. A candidate should work through his/her ADRA to be assigned such a mentor. During the mentoring, the ADRA should obtain information from the mentor regarding a Candidate's performance, and inform the SDRA when a Candidate is ready for her/his formal assessments.

Step 2: National Assessments are intended to be performed on full-length 90-minute 19U games. Games scheduled to last between 80 and 90 minutes may be used for National Assessments only if SDRA or SRA approval is received **in advance**. A Candidate must successfully complete three assessments on 19U/B16U matches (including 2 as Referee) as follows:

1. One Referee assessment **must** be on a B19U.
2. The AR assessment **must** be on a 19U.
3. One Referee assessment **may** be on a B16U.

To schedule an assessment, a Candidate should contact the SDRA with dates, times, and field location(s) of desired assessment games and note whether the requested assessment is as Referee or Assistant Referee. A Candidate must provide the SDRA this information with a

	<p>American Youth Soccer Organization Section 11 "More Soccer for More Kids"</p> <p>National Referee Assessment Guidelines</p>	
---	---	---

minimum of two weeks' notice. (More is preferable.) The SDRA will then forward this information to the current list of approved Section 11 National Referee Assessors to determine their availability. Generally, assessors will not be assigned who (a) have previously recommended that candidate for upgrade to National, (b) are from the same Area as a candidate (unless such assessor is a member of the Section staff), or (c) have any other reason to believe a fair assessment might not be possible, but the SRA or SDRA may waive exclusions (a) or (b). Assessments for upgrade **must** be arranged in advance through the SDRA or SRA. Assessments arranged directly between a candidate and an assessor will be considered mentoring. Mentoring may not be 'converted' to an assessment for upgrade after the fact.

Assessments generally receive priority in match scheduling. If a candidate wishes to use a match for an upgrade assessment and other referees have scheduled for that match, the candidate should resolve such a conflict with the ARA of the Area hosting the match.

Step 3: The SDRA will notify a Candidate once a National Referee Assessor has accepted the assignment. A Candidate is responsible for confirming the date, time, and location of the game with the Assessor. A Candidate is expected to select the referee team, arrive at the field at least 30 minutes prior to the game, be appropriately attired, and bring an Application for Referee Certification (upgrade form).

Step 4: A Candidate will be assessed on the ability to officiate and control "a typical AYSO match" of the given age group. An Assessor may assess no more than two candidates during the same game (i.e. Referee and AR), with the approval of the SDRA. If three candidates are to be assessed on the same game, at least two Assessors must be assigned. The assessment debrief will take place as soon as possible after the game is completed. The Assessor is responsible for advising a Candidate whether he or she will be recommended for upgrade or further observation. Debriefs are expected to last a reasonable time, typically no more than 30 minutes.

Step 5: After a Candidate has completed all requirements for upgrade, a Candidate should sign the completed Application for Referee Certification, make a copy of the application for his/her records, and email a copy to the SDRA for approval and submission to the National Office.

Exceptions: Any exceptions to the above guidelines must be approved in advance by the SDRA or the SRA.