

## Registration and Enrollment Process for USA Baseball Development Platform

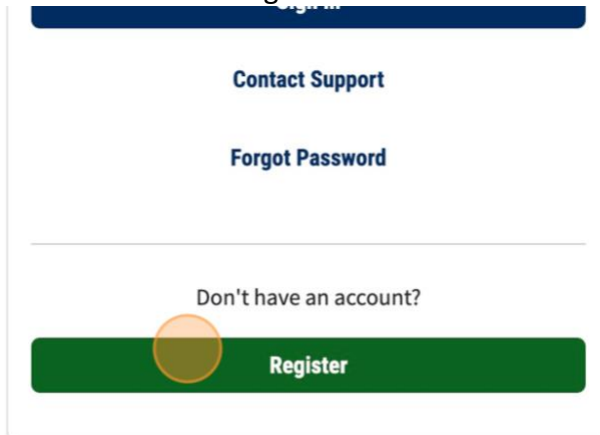
To access the USA Baseball Development Platform and enroll in the program, please follow these steps:

### Step 1:

Navigate to the official website by visiting the following link: [USA Baseball Development Platform](#)

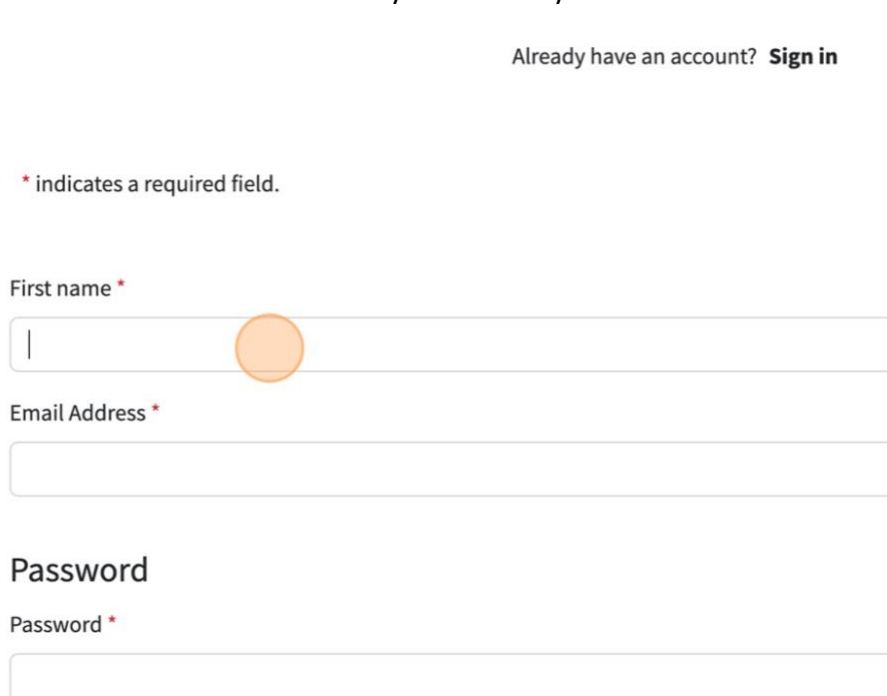
### Step 2: Registration

Click on the "Register" button to initiate the registration process.



### Step 3: Complete Your Profile

Fill out all the mandatory fields with your accurate information.



#### Step 4: Select Membership Type

In the provided dropdown menu, select "Martinez-Evans LL - Martinez, GA" as your membership

4–10 characters.

[+ Add billing address \(if different\)](#)

#### Organizations

Select organization...

#### Date of birth

Month \*

Select...

#### Step 5: Join

Click the "Join" button to proceed.



[+ Join](#)

Year \*



1980

### Step 6: Choose Your Role

Select your designated role or the role for which you are registering.

#### Date of birth

Month \*

July

What is your role within the sport? \*

- ☐ Administrator
- ☐ Coach
- ☐ Medical Professional

If you selected Coach above, please specify at what level(s).

- ☐ Recreational
- ☐ Competitive/Travel
- ☐ High School

### Step 7: Specify Coach Level (If Applicable)

If you have chosen the role of a coach, specify your coaching level.

What is your role within the sport? \*

- ☒ Administrator
- ☐ Coach
- ☐ Medical Professional

If you selected Coach above, please specify at what level(s).

- ☐ Recreational
- ☐ Competitive/Travel
- ☐ High School

Send me marketing emails? \*

Please select...

- ☐ Send me the newsletter

### Step 8: Finalize Registration

Click on the "Register" button to complete your registration.

### Step 9: Access User Email

After registration, access your user email for further instructions.

BASEBALL



Thanks for registering!

### Step 10: Enroll in Abuse Awareness for Adults

Locate and click on the "Abuse Awareness for Adults" course.



#### Abuse Awareness for Adults

Creating a Safe and Abuse Free Environment for Athletes

BASE Certification

Coach "A" Certification

Parent "A" Certification

Umpire "U"

## Step 11: Course Enrollment

Click on "Enroll" to enroll in the course.

The screenshot shows a course listing for 'Abuse Awareness for Adults'. The course description states: 'Ross, former Major Leaguer and current manager for the Chicago Cubs, the Abuse Awareness for Adults course provides resources to create a positive and safe environment for all athletes, coaches, parents, umpires, and spectators by understanding how to recognize misconduct and abuse of all types. Topics covered include how to identify and report incidents and what abuse awareness policies should be in place.' Below the description is a green button with a white plus sign and the word 'Enroll'. To the left of the button, there is a yellow badge that says 'NEW!!'. Below the 'Enroll' button, there is a section titled 'ADM for Parents' with the subtitle 'The Structure, Components, and Fundamentals of the American Development Model' and a blue button that says 'Parent "A" Certification'.

## Step 12: Begin the Course

Access the course by clicking on "Go to Course" and then click "START COURSE."

The screenshot shows a confirmation message: 'You have enrolled in the Abuse Awareness for Adults course.' Below this message is a card for the 'Abuse Awareness for Adults' course. The card features a thumbnail image of two people, the title 'Abuse Awareness for Adults', and the subtitle 'Creating a Safe and Abuse Free Environment for Athletes'. Below the card is a blue button that says 'Go to Course'. At the bottom of the page, there is a large orange banner with the text 'Abuse Awareness for Adults' and a white button that says 'START COURSE'.

### Step 13: Complete the Quiz

Upon completing the course, you must take a 10-question quiz and score 80% or higher to pass. Once you pass the quiz, you will receive a Certificate of Completion.



### Step 14: Upload Certificate.

Login to your mellbaseball.org account. You should see a panel titled “My Roles and Certificates” and your name under that. Click on the pencil next to your name.

Home

Field Rental | [Practice - Field Rental](#)

[+ Add Player](#)

#### My Roles & Certificates



Umpire 2024 SPRING BASEBALL Senior (League Ages 15 & 16)

Click on "Training Certificates (First Aid, CPR, Concussion, Abuse Awareness)"

3 / 40

Little League Privacy Policy \*

✓ Accepted

Government Issued ID \*

IMG\_3294.jpeg x

+ Training Certifications (First Aid, CPR, Concussion, Abuse Awareness)

Only .png, .jpg, .pdf, .jpeg, .gif files allowed. Max file size 10MB

Select a file from your computer.

### Upload Document



Drag a document here

- or -

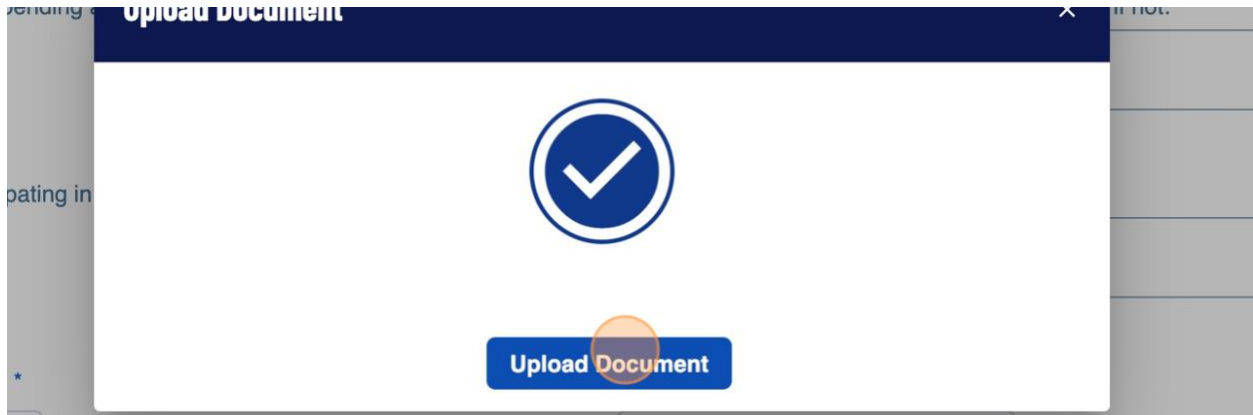
Select a file from your computer

Only .png, .jpg, .pdf, .jpeg, .gif files allowed.  
Max file size 10MB

Upload Document

Government Issued ID \*

Navigate to where you downloaded the certificate from your email, and select “Upload Document”. Then select “Save”



st Aid, CPR, Concussion, Abuse

certificate-39cb4aad-... x

Save